



# **GA FLEX Quality Improvement Project Monthly Meeting**

May 27, 2025

# Agenda

- Welcome
- MBQIP Core Measure Set and Information Guide
- Safe Use of Opioids
- Hospital Action Plans “Quality Council”
- Project Timeline Updates
- Resources
- Q&A/Wrap Up



# GA FLEX Improvement Project Lead



**Melody "Mel" Brown, MSM**

State Quality Manager - Georgia

[melody.brown@allianthealth.org](mailto:melody.brown@allianthealth.org)

Melody has over 40 years of health care experience, including varied roles at Alliant Health Solutions, where she works on the CMS contract for the Quality Innovation Network-Quality Improvement Organization (QIN-QIO). As Georgia's state quality manager, her focus is on quality improvement processes and interventions for health care entities throughout the state.

# Hospital Quality Reporting (HQR) Data Submission and Timeline

Program	Performance Period	Data Submission Deadline	Potential Public Reporting	Payment Determination
IQR	January 1, 2024 – December 31, 2024	May 15, 2025	October 2025	FY2026
IQR	January 1, 2025 – December 31, 2025	May 15, 2026	October 2026	FY2027

<https://qualitynet.cms.gov/inpatient/iqr/measures#tab2>

# MBQIP 2025 Measure Core Set Information Guide Version 2.2

Measures in gold denote **^new measures added for MBQIP reporting within the Flex Program** and are to be added to reporting data by calendar year 2025.

Measures in **\*blue** denote **existing measures within the MBQIP Flex Program**.

MBQIP 2025 Core Measure Set				
Global Measures	Patient Safety	Patient Experience	Care Coordination	Emergency Department
<b>^CAH Quality Infrastructure</b> <i>(annual submission)</i>  Hospital Commitment to Health Equity   Add in Sep 2025	<b>*HCP/IMM-3:</b> Influenza Vaccination Coverage Among Healthcare Personnel (HCP) <i>(annual submission)</i>  <b>*Antibiotic Stewardship:</b> Measured via Center for Disease Control National Healthcare Safety Network (CDC NHSN) Annual Facility Survey <i>(annual submission)</i>  <b>^Safe Use of Opioids (eCQM)</b> <i>(annual submission)</i>	<b>*Hospital Consumer Assessment of Healthcare Providers and Systems (HCAHPS)</b> <i>(quarterly submission)</i>	<b>^Hybrid Hospital-Wide Readmission</b> <i>(annual submission)</i>  <b>^Social Drivers of Health Screening</b> <i>(annual submission)</i>  <b>^Social Drivers of Health Screening Positive</b> <i>(annual submission)</i>	<b>*Emergency Department Transfer Communication (EDTC)</b> <i>(quarterly submission)</i> :  <b>*OP-18:</b> Median Time from ED Arrival to ED Departure for Discharged ED Patients <i>(quarterly submission)</i>  <b>*OP-22:</b> Patient Left Without Being Seen <i>(annual submission)</i>

[https://quality.allianthealth.org/wp-content/uploads/2025/04/MBQIP-2025-Information-Guide\\_v2.2\\_508.pdf](https://quality.allianthealth.org/wp-content/uploads/2025/04/MBQIP-2025-Information-Guide_v2.2_508.pdf)



# Safe Use of Opioids

Measure Name – Safe Use of Opioids – Concurrent Prescribing	
MBQIP Domain	Patient Safety
Encounter Period	Calendar Year (January 1, 20XX – December 31, 20XX)
Submission Deadline	February 28, 20XX ; Data submission deadlines on a federal holiday or weekend (Saturday or Sunday) will default to the first business day thereafter in this document where applicable.
Measure Description	Proportion of inpatient hospitalizations for patients 18 years of age and older prescribed, or continued on, two or more opioids, or an opioid and benzodiazepine concurrently at discharge.
Measure Rationale	Unintentional opioid overdose fatalities have become an epidemic and major public health concern in the United States. Concurrent prescriptions of opioids, or opioids and benzodiazepines, places patients at a greater risk of unintentional overdose due to increased risk of respiratory depression. Patients who have multiple opioid prescriptions have an increased risk for overdose, and rates of fatal overdose are ten (10) times higher in patients who are co-dispensed opioid analgesics and benzodiazepines than opioids alone. A measure that calculates the proportion of patients with two or more opioids or opioids and benzodiazepines concurrently has the potential to reduce preventable mortality and reduce costs associated with adverse events related to opioids.
Measure Program Alignment	Safe Use of Opioids is a current measure of the Medicare Promoting Interoperability (PI) Program. Critical access hospitals must meet PI Program requirements on an annual basis to avoid a downward payment. One of the program requirements is submission of electronic clinical quality measures (eCQM) data from certified electronic health record technology (CEHRT).

Improvement Noted As	Decrease in the rate
Numerator	Inpatient hospitalizations where the patient is prescribed or continuing to take two or more opioids or an opioid and benzodiazepine at discharge.
Denominator	Inpatient hospitalizations that end during the measurement period, where the patient is 18 years of age and older at the start of the encounter and prescribed one or more new or continuing opioid or benzodiazepine at discharge.
Exclusions	Inpatient hospitalizations where patients have cancer pain that begins prior to or during the encounter or are ordered or are receiving palliative or hospice care (including comfort measures, terminal care, and dying care) during the hospitalization or in an emergency department encounter for observation stay immediately prior to hospitalization, patients receiving medication for opioid use disorder, patients with sickle cell disease, patients discharged to another inpatient care facility or left against medical advice, and patients who expire during the inpatient stay.
Measure Population (Determines the cases to abstract/submit)	Inpatient hospitalizations that end during the measurement period, where the patient is 18 years of age and older at the start of the encounter and prescribed one or more new or continuing opioid or benzodiazepine at discharge.
Sample Size Requirements	No sampling – report all patients that meet data elements
Calculations	Numerator divided by Denominator
Data Source	Certified electronic health record technology (CEHRT)
Data Collection Approach	Electronic Extraction from EHRs via Quality Reporting Document Architecture (QRDA) Category I File
Measure Submission and Reporting Channel	Annually, via Hospital Quality Reporting (HQR) Secure Portal as any combination of: QRDA Category I File, zero denominator declarations and/or case threshold exemptions (<=5 cases in the reporting quarter)
Data Available On	<ul style="list-style-type: none"> <li>• <a href="#">CMS Care Compare</a></li> <li>• <a href="#">CMS Provider Data Catalog</a></li> </ul>
Measure Resources	<ul style="list-style-type: none"> <li>• <a href="#">RQITA Website: Safe Use of Opioids Concurrent Prescribing</a></li> <li>• <a href="#">Critical Access Hospital eCQM Resource List   National Rural Health Resource Center (ruralcenter.org)</a></li> </ul>

## Q&A

**Q.** When including physicians in my data, should we include ED physicians?

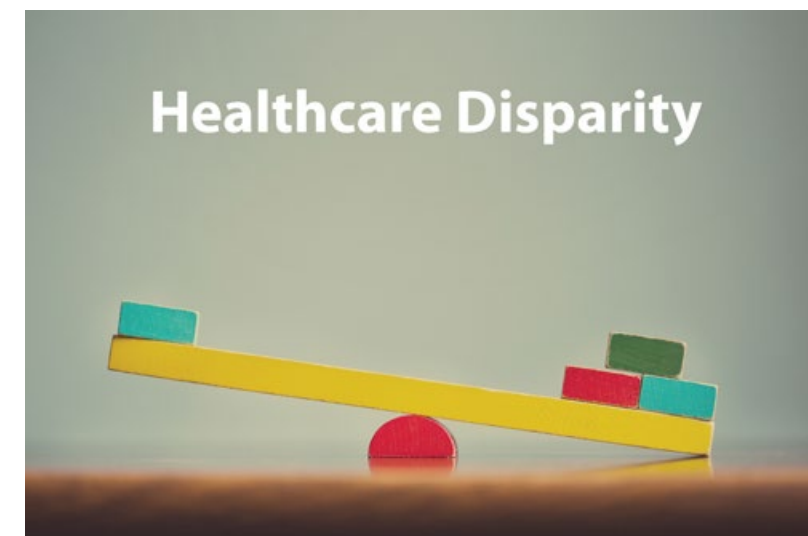
**A.** My interpretation of the MBQIP guidance for Safe Use of Opioids is that ED physicians would be excluded from the measure. The numerator and denominator descriptions both specify “inpatients” at “discharge” so ED encounters (and ED Physicians) would not be included.

Dawn Waldrip | *Senior Manager*  
*SORH Program and Hospital Services*



## Domain 3: Data Analysis Components

1. Key performance outcome (or process of care measure), e.g., 30-day readmissions, mortality
2. **Stratify priority population**
  1. REaL, e.g., race
  2. SDOH, e.g., transportation
3. Display gaps in dashboard or current way of internal review of quality measures
4. What's currently on your hospital quality dashboard? Readmissions, mortality, length of stay
5. Active quality improvement teams
6. Use charts and graphs
7. Benchmarking against industry standards



**Show the  
Health Disparity**

# Hospital Action Plan Sharing

- Your time to shine!
- Review your strategic plans.
- Reference Domain 1B in your Strategic Plan (Playbook). We can Email you the Playbook if needed.
- Each hospital will report out on at least one goal and action steps by July 22, 2025.
- Use PPT template plus any data analysis graphs.
- Select date to share with others.

# Quality Council Schedule

Presented	May 27	Jun 24	Jul 22
Jeff Davis	Effingham Hospital	SGMC - Lanier	Bacon County
Morgan Medical	Jasper Memorial	Monroe Hospital	Archbold Mitchell
Candler County	Atrium Health Peach	Liberty Regional	Warm Springs
Chatuge Regional	Archbold Brooks	Miller County	Phoebe Worth
	Atrium Health Floyd Polk	Mountain Lakes	Putnam General
	Elbert Memorial	Optim - Screven	Wellstar Sylvan
		Optim - Tattnall	Wills Memorial
		Clinch Memorial	Early Medical Center
		Jenkins County	Bleckley Memorial



## Hospital Action Plan: Jasper Memorial Hospital

**Goal:** *Identify community resources to address the five CMS domains, focusing on food insecurities and transportation needs.*



Action Plan/Steps	Status	Performance Outcomes (baseline, trending, or target goal)	Lessons Learned
Identify priority populations that currently experience health disparities by collecting and analyzing AHC SDOH data and tracking the number of patients who screened positive. Focus on readmissions of Black female patients as that was the highest population of readmitted patients in 2023.	Ongoing	There were no Black female patients readmitted in 2024.	There were no Black females admitted in 2024. Will shift our focus to diagnosis-based reasons for readmission as our inpatient population is very small.
Explore transportation options, as this was a need identified in our 2022 and 2025 CHNA. Community members specifically mentioned travel to out-of-town specialist appointments as a need.	Ongoing	5% of patients screened positive for transportation needs. No patients screened positive for food insecurities or housing instability; 5% screened positive for utility difficulties and 15% screened positive for interpersonal safety concerns.	Exploring options for having more specialty clinics to reduce the need for patients to travel out of town.
Identify ways to increase access to nutritious, diet-appropriate foods.	Ongoing	Poor nutrition was identified as a top 3 issue again on our 2025 CHNA (exact data not available yet)	Pamphlet given to all patients at discharge for information on Food Bank hours and accessibility.

# AHN Peach

## Health Equity Data Analysis

Healthy Communities

Angeline Doh – Manager

LaShauna Hunt – Community Health Supervisor

# Quality Data Disclaimer

The quality information contained in this presentation is the property of Atrium Health and may not be reproduced or distributed in any manner without the express written permission of Atrium Health.

While Atrium Health has attempted to ensure the accuracy of the data it is reporting, it makes no representation or warranties, expressed or implied, as to the accuracy or completeness of the information reported herein. Atrium Health assumes no legal liability of responsibility for any errors or omissions in the information or for any loss or damage resulting from the use of any information contained in this presentation.

This presentation is not intended to provide medical advice or to offer any guarantee regarding the services Atrium Health provides its patients. You should not attempt to choose a provider based solely on the statistics and descriptions such as those given here. If you have questions or comments about the quality information presented here, please contact us at [QualityDivision@atriumhealth.org](mailto:QualityDivision@atriumhealth.org)



# Atrium Health Navicent Peach

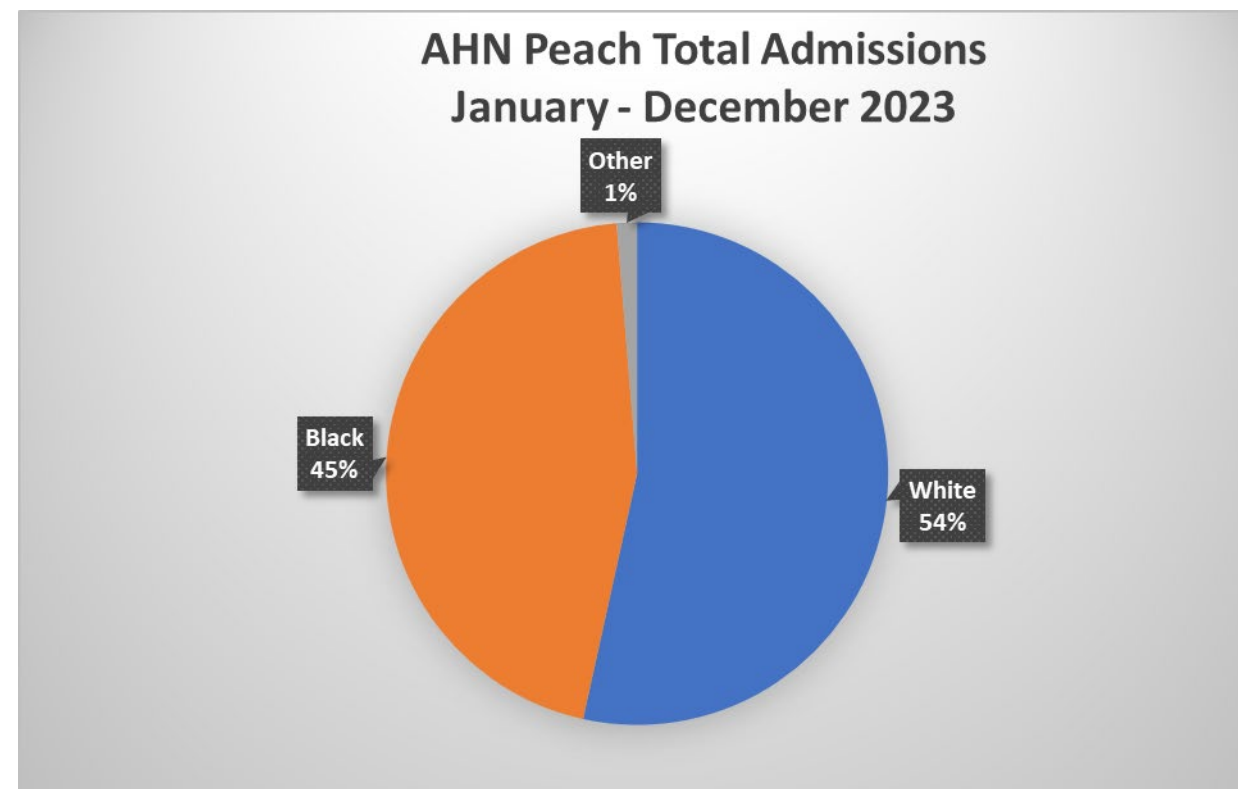


# AHN Peach Overview

## One Year Lookback

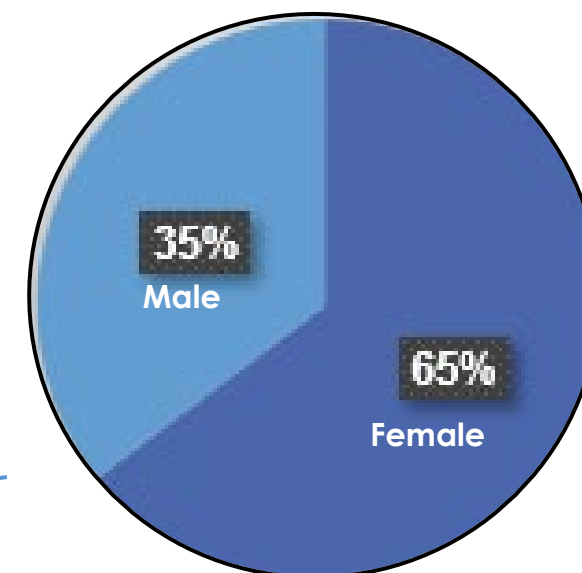
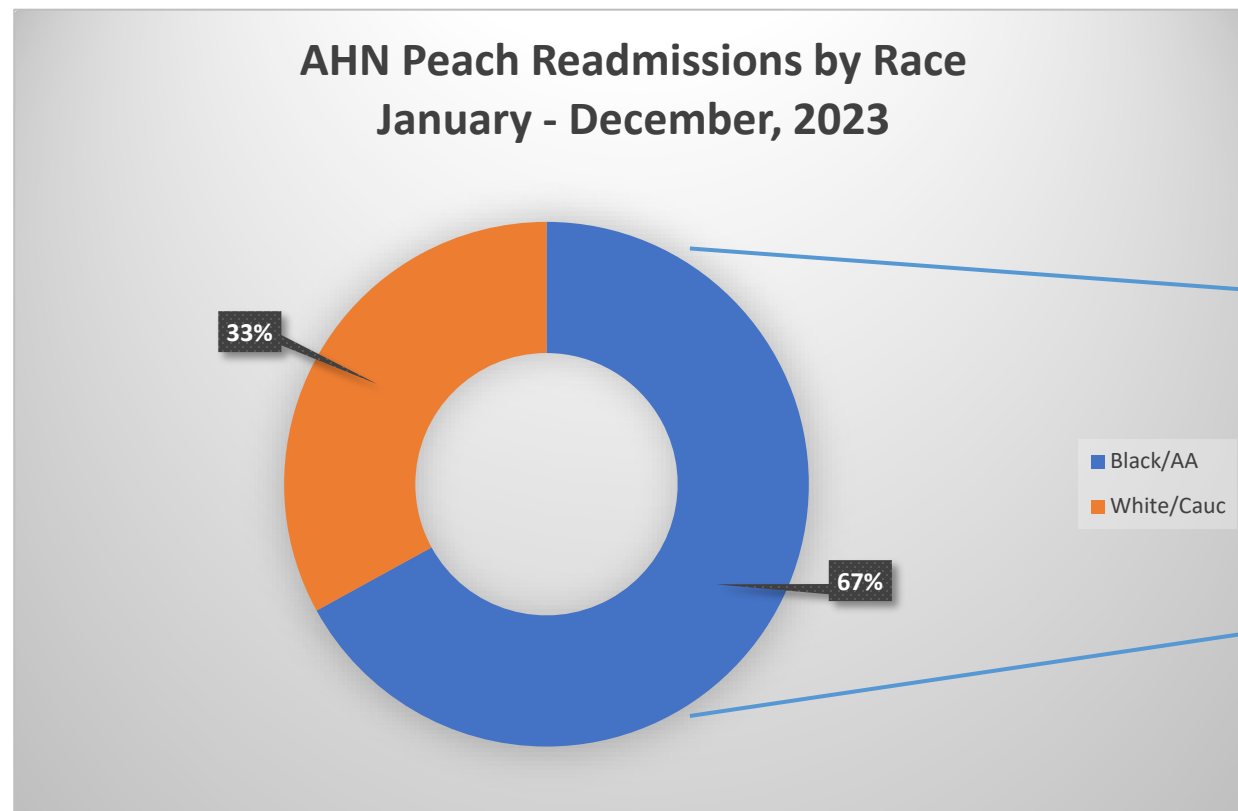
January 1, 2023 – December 31, 2023

- 1,440 Hospital admissions
- 84 Readmissions
- Data Sources
  - Epic
  - Quality Scorecard
  - SDOH PowerBi
  - CHNA



**1,440** Admissions

# AHN Peach Readmissions 2023



African-American females make up the largest % of readmissions

**84** Readmissions

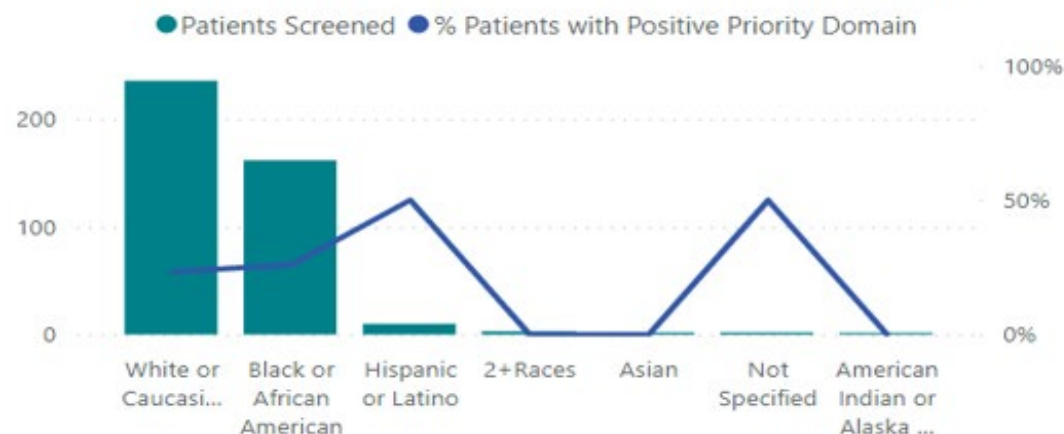
# SDOH – Domains Surveyed

Month Year Label	Screening Count	Priority Domain % Positive	Food Insecurity Survey Count	Food Insecurity % Positive	Housing Survey Count	Housing % Positive	Transportation Survey Count	Transportation % Positive	Utility Response Count	Utility % Positive	Safety Response Count	Safety % Positive
Jul - 2023	6	50.00%	6	33.33%	6	50.00%	6	16.67%	5	40.00%	1	
Aug - 2023	9	33.33%	9	33.33%	9		9		9	22.22%		
Sep - 2023	6	33.33%	6	33.33%	6		6		6	16.67%		
Oct - 2023	3	0.00%	3		3		3		3			
Nov - 2023	79	16.46%	79	11.39%	79	5.06%	79	6.33%	79	6.33%	78	2.56%
Dec - 2023	149	28.86%	149	10.74%	149	8.05%	149	14.77%	149	9.40%	149	4.03%
Jan - 2024	160	22.50%	158	9.49%	159	5.03%	158	10.13%	158	7.59%	159	1.89%
Feb - 2024	58	18.97%	58	12.07%	58	1.72%	58	13.79%	58	3.45%	58	1.72%
<b>Total</b>	<b>470</b>	<b>23.62%</b>	<b>468</b>	<b>11.54%</b>	<b>469</b>	<b>5.97%</b>	<b>468</b>	<b>11.11%</b>	<b>467</b>	<b>8.14%</b>	<b>445</b>	<b>2.70%</b>

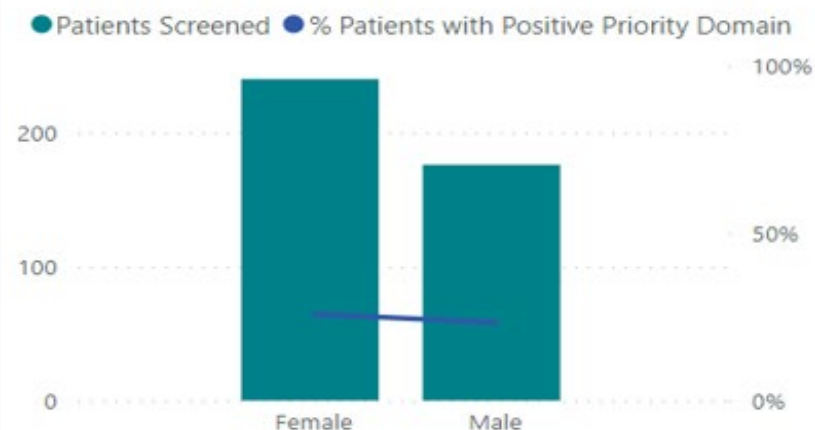


# SDOH – Patient Survey

Patients Screened and % Positive by Race/Ethnicity



Patients Screened and % Positive by Gender



Patients Screened and % Positive by Race and Ethnicity

Ethnicity Race	Hispanic or Latino		Not Hispanic or Latino		Not Specified		Total	
	Patients Screened	% Patients with Positive Priority Domain	Patients Screened	% Patients with Positive Priority Domain	Patients Screened	% Patients with Positive Priority Domain	Patients Screened	% Patients with Positive Priority Domain
White or Caucasian	9	55.56%	234	23.50%	2	0.00%	245	24.49%
Black or African American	1	0.00%	159	25.16%	3	66.67%	163	25.77%
Asian	1	0.00%	2	0.00%			3	0.00%
Not Specified	1	0.00%	1	100.00%	1	0.00%	3	33.33%
2+Races			1	0.00%			1	0.00%
American Indian or Alaska Native			1	0.00%			1	0.00%
<b>Total</b>	<b>12</b>	<b>41.67%</b>	<b>398</b>	<b>24.12%</b>	<b>6</b>	<b>33.33%</b>	<b>416</b>	<b>24.76%</b>

# AHN Peach 2024 Readmissions

- Readmission Cases – 33
- Readmissions Expected – 18
- Readmissions O/E = 1.8

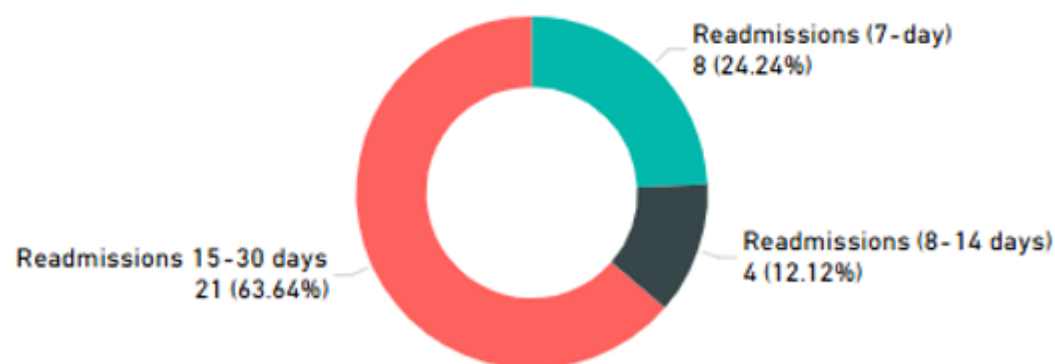
Readmission Risk Score at Initial Discharge	
Low risk	1
Medium risk	8
High risk	24

Table represents number of readmitted patients in each risk category.

Low risk = green

Medium risk = yellow

High risk = red





# Health Equity Goal 1

## Reduce readmissions for African American females with Sickle Cell Disorder

- **Increase use of order sets and the Sickle Cell Clinical Pathway to communicate a plan of care with patient on Day 1 of admission?**
  - This has been discontinued.
    - Developing individualized plans for each patient.
  - Schedule follow up appointments with local hematologist.
- **Sickle Cell Foundation of Georgia to provide CHW support and resources at the patient's bedside during hospital stay**
  - Workflow development to include referral process - in progress
  - Provider and staff training is in process of being scheduled
    - Evidence-based protocols for the management and treatment of sickle cell disease. Interactive training where they review physiology, perceptions and experiences of individuals living with sickle cell disease.
- **Dr. LaVoie - Physician Champion**
- **Distributing FindHelp cards in ED waiting rooms**

# Health Equity Goal 2

## Increase the rate of SDOH screening and referrals

- Atrium Health has an enterprise-wide goal for SDOH screens
  - Threshold (45%), goal (50%), stretch (55%)
- Currently have enterprise-wide data only. The hospital system is working on market and individual area hospital rates.
- We will discuss AHN Peach rates with stakeholders as data becomes available.

## Increase the rate of closed-loop referrals accessing resources

- The FindHelp platform will help us increase closed-loop referrals.
- Native + was launched in North Carolina hospitals. It will roll out to the Georgia market later.
- We are working to increase the number of trusted partners.

## Health Equity Goal 3

**Increase bias reduction and sensitivity awareness among teammates working with an identified population (sickle cell patients)**

- Ongoing: Education provided to teammates through our Core Connect learning platform
- Partnership with the Sickle Cell Foundation of Georgia will help reduce bias and increase sensitivity awareness among teammates through provider training

## Future State

Review data for improvement opportunities to increase patient health outcomes.





## Hospital Action Plan: Elbert Memorial Hospital Elberton-Elbert County Authority



**Goal:** Identify effective approaches to enhance safety measures for children and persons of color, identify interventions for patients who lack commitment to over-all well-being and identify methods involving patients that lack healthcare accessibility.

Action Plan/Steps	Status	Performance Outcomes (baseline, trending, or target goal)	Lessons Learned
Assess monthly data identified by our SDOH assessments that reflex a positive screening of our children and persons of color.	In progress	Data is collected through our re-dash system that is collected on admissions.	
Identified patients within the community that lack commitment to overall well-being. Partnered with PARMC for wellness classes taught by expert clinicians.	In progress	Full class for initial diabetic education class. Public engaged and eager to join	Partnerships and collaboration amongst system wide facilities and community are needed
Collected/ assessed monthly data who lack healthcare accessibility.	In progress	Elbert County Transit Authority and Ride share program for community awareness	

# Project Timeline

Date	To-Do List
May 27	<ul style="list-style-type: none"> <li>□ Introduce Safe Use of Opioids</li> <li>□ Workgroup discussion “Quality Council” of Hospital Action Plans</li> <li>□ Begin to add Hospital Action Plans to the GA Flex webpage</li> </ul>
June 24	<ul style="list-style-type: none"> <li>□ Send any questions about Safe Use of Opioids</li> <li>□ Workgroup discussion “Quality Council” of Hospital Action Plans</li> </ul>



Email [melody.brown@allianthealth.org](mailto:melody.brown@allianthealth.org) to schedule a meeting.



# Alliant Health Website and GA Flex Resources

<https://quality.allianthealth.org/ga-flex/>



## GA Flex Resources



### Hospital Resources

[Medicare Beneficiary Quality Improvement Project \(MBQIP\) 2025 Measure Core Set Information Guide – Version 2.2 – 3.1.2025](#)

[The Rural Quality Improvement Technical Assistance \(RQITA\) Resource Center](#)

### Safe Use of Opioids

[Safe Use of Opioids – Concurrent Prescribing](#)

### Social Determinants of Health (SDOH)

[Screening for SDOH Measure and the Screen Positive Rate Measure](#)

[FAQs Social Determinants of Health \(SDOH\) Measures](#)

[Discharge Referral List](#)

[Improving the Collection of Social Determinants of Health \(SDOH\) Data with ICD-10-CM Z Codes](#)

[Show More](#)

## Resources

1. The Rural Quality Improvement Technical Assistance (RQITA) Resource Center: <https://www.telligen.com/rqita/>
2. Rural Health Information Hub website: <https://www.ruralhealthinfo.org/>
3. Rural Health Research Gateway: <https://www.ruralcenter.org/>



# Questions?

