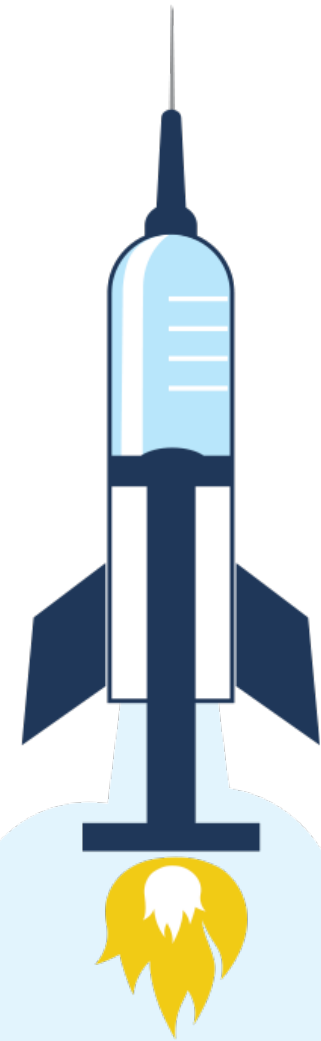


Give the BOOST a Shot!

*“I don’t have
time for this!”*



 **ALLIANT**
HEALTH SOLUTIONS

QIN-QIO
Quality Innovation Network -
Quality Improvement Organizations
CENTERS FOR MEDICARE & MEDICAID SERVICES
QUALITY IMPROVEMENT & INNOVATION GROUP

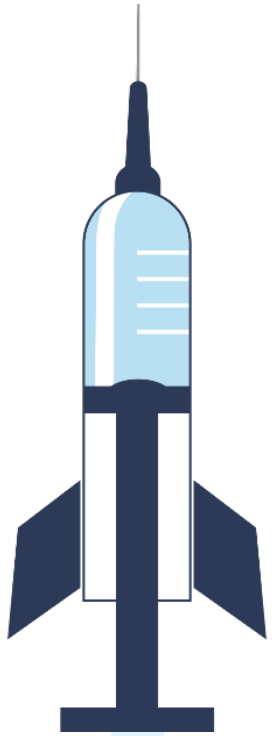
“I don’t have time for this!”

“How many boosters are we going to need?”

“Every website says something different regarding COVID guidelines.”

“We already have ## of projects right now.”

“We are in an outbreak.”




“I don’t have time for this!”

Resident-Family-Staff Expectations:

- Be a trusted source for COVID-19 information related to themselves or their loved ones.
- Keep them informed of community level spread, current facility vaccination and booster levels, and when the next vaccine clinic is scheduled.
- Provide the highest level of protection against COVID-19.

...be your resident, staff and families trusted source for COVID information.




“I don’t have time for this!”

Reality:


COVID IS NOT GOING AWAY

We must adapt our approach to COVID to survive.



Staying Informed as a Trusted Advisor


**How do *YOU*
stay informed on
COVID- & vaccine-
related activities?**



Staying Informed as a Trusted Advisor

15-Minute Weekly NHA/DON/IP Review

- **Subscribe to the [CDC COVID Data Tracker Weekly Review](#)**
 - Quick overview of COVID activity in the U.S. and its territories (Friday)
- **Subscribe to the [CMS MLN Connects weekly email newsletter](#)**
 - Weekly overview of CMS news, events, publications (Thursday)
- **Subscribe to [Alliant's Weekly Booster Bulletin](#)**
 - Quick overview of events, guidance updates, new materials and resources
- **Bookmark the [Alliant Give the Boost a Shot! website](#)**
 - Access resources for vaccine and booster shot uptake
- **Bookmark state and local departments of public health websites**
 - Bookmark websites for state and local departments of public health
- **Your corporations' updates and facility-level data**
 - Review weekly and update your team on any changes



Staying Informed as a Trusted Advisor


15-Minute Weekly NHA/DON/IP Review

- **Subscribe to the CDC COVID Data Tracker Weekly Review**

Quick overview of COVID activity in the U.S. and its territories

- Shows community-level spread (active link to check county data)
- Reported cases and daily trends (look for upticks/downticks in reports, can sort by region)
- Reported vaccinations
- Hospitalization cases and daily trends (look for uptick/downtick in reports)
- Deaths related to COVID-19
- COVID-19 testing
- Wastewater surveillance (assists in understanding the underreporting and trends for a geographical area)
- All areas have active links to drill down for more information.
- [Sign up HERE!](#)

https://m.emailupdates.cdc.gov/rest/head/mirrorPage/@1FRFJlqLG0VW_c_lsbLYj1k0G9BGevoff5w2znBWE1zP_vCJLRXIfqA4MTRDFJfpjXXYI6t5K9so-tnRgglTznZlwZmHuL1xFj1Ff3Z9il_1i8E3x.html



Staying Informed as a Trusted Advisor

COVID DATA TRACKER WEEKLY REPORT

CDC Centers for Disease Control and Prevention
CDC 24/7. Saving Lives. Protecting People™

COVID DATA TRACKER WEEKLY REVIEW

Interpretive Summary for May 6, 2022

News You Can Use

COVID-19 [cases](#) and [hospitalizations](#) are on the rise in the United States. Although [deaths](#) continue to decrease, the United States is expected to reach 1 million deaths soon.

When trends start to change across the country and in your community, you can use CDC's [COVID-19 Integrated County View](#) to find out how to protect yourself and others from severe illness. For example, each county's COVID-19 Community Level is ranked as low, medium, or high, based on hospital beds being used by patients with COVID-19, new hospital admissions among people with COVID-19, and the total number of new COVID-19 cases in your area. It's easy to [check your county's level](#) on CDC's website and learn what actions you

WHAT'S A COVID-19 COMMUNITY LEVEL?

- It's a new tool to help communities decide what prevention measures to take based on the latest data.
- Every community in the United States is classified as:

Low	Medium	High
Lowest impact on healthcare system, few levels of severe illness.	Some impact on healthcare system, more people with severe illness.	High potential for healthcare system strain, high level of severe illness.



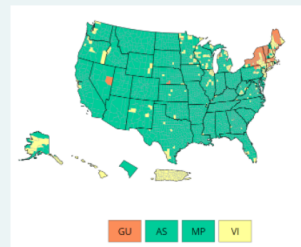
cdc.gov/coronavirus

COVID-19 Community Levels

As of May 5, 2022, there are 78 (2.42%) counties, districts, or territories with a high COVID-19 Community Level, 316 (9.81%) counties with a medium Community Level, and 2,826 (87.76%) counties with a low Community Level. This represents a slight (0.75 percentage points) increase in the number of high-level counties, a small (+1.86 percentage points) increase in the number of medium-level counties, and a corresponding (-2.61 percentage points) decrease in the number of low-level counties. Sixteen (28.57%) of 56 jurisdictions had no high- or medium-level counties this week.

To check your COVID-19 community level, visit [COVID Data Tracker](#).

U.S. COVID-19 Community Levels by County



Low Medium High No Data

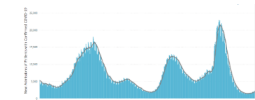
COVID-19 Community Levels

Hospitalizations

New Hospital Admissions

The current 7-day daily average for April 27–May 3, 2022, was 2,219. This is a 16.6% increase from the prior 7-day average (1,903) from April 20–26, 2022.

Daily Trends in Number of New COVID-19 Hospital Admissions in the United States



New admissions are pulled from a 10 am EDT snapshot of the HHS United Hospital Data - Analytic Dataset. Due to potential reporting delays, data from the most recent 7 days, as noted in the figure above with the grey bar, should be interpreted with caution. Small shifts in historic data may also occur due to changes in the Centers for Medicare & Medicaid Services (CMS) Provider of Services file, which is used to identify the cohort of included hospitals.

[More Hospital Data](#)

Deaths

The current 7-day moving average of new deaths (334) has decreased 2.5% compared with the previous 7-day moving average (343). As of May 4, 2022, a total of 994,187 COVID-19 deaths have been reported in the United States.

Daily Trends in Number of COVID-19 Deaths in the United States Reported to CDC



[More Death Data](#)

Reported Cases

As of May 4, 2022, the current 7-day moving average of daily new cases (44,781) increased 21.4% compared with the previous 7-day moving average (53,362). A total of 81,492,170 COVID-19 cases have been reported in the United States as of May 4, 2022.

CDC [Nowcast projections](#) for the week ending April 30, 2022, estimate the combined national proportion of lineages designated as Omicron to be 100%. There are several lineages of Omicron (B.1.1.529, BA.1, BA.2, BA.3, BA.4, and BA.5), and each one has multiple sublineages. [COVID Data Tracker](#) shows the proportions of Omicron lineages grouped as follows: the B.1.1.529 lineage (includes BA.1, BA.3, BA.4 and BA.5), the BA.1.1 lineage, the BA.2 lineage, and the BA.2.12.1 lineage. The predominant Omicron lineage in the United States is BA.2. The national proportion of BA.2 is projected to be 61.9% (95% PI 53.8-69.4%). The national

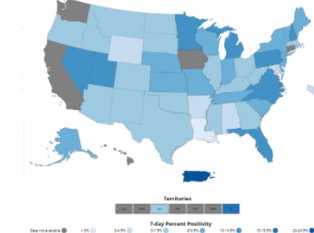
Daily Trends in COVID-19 Cases in the United States Reported to CDC



Testing

The percentage of COVID-19 NAATs ([nucleic acid amplification tests](#)) that are positive ([percent positivity](#)) is increasing in comparison to the previous week. The 7-day average of percent positivity from NAATs is now 7.4%. The 7-day average number of tests reported for April 22–28, 2022, was 754,127, up 22.3% from 616,619 for the prior 7 days.

COVID-19 NAAT Laboratory Test 7-day Percent Positivity by State/Territory



[More Testing Data](#)

Vaccinations

The U.S. COVID-19 Vaccination Program began December 14, 2020. As of May 4, 2022, 577.3 million vaccine doses have been administered in the United States. Overall, about 257.9 million people, or 77.7% of the total U.S. population, have received at least one dose of vaccine. About 219.9 million people, or 66.2% of the total U.S. population, have been fully vaccinated. Of those fully vaccinated, about 100.9 million people have received a booster, but 49.4% of the total booster-eligible population has not yet received a booster. As of May 4, 2022, the 7-day average number of administered vaccine doses reported (by date of CDC report) to CDC per day was 439,158, a 18.0% increase from the previous week.

Daily Change in the Total Number of Administered Doses Reported to CDC by the Date of CDC Report, United States



[More Vaccination Data](#)

Wastewater Surveillance

COVID Data Tracker's [Wastewater Surveillance](#) tab tracks levels, changes, and detections of SARS-CoV-2 viral RNA in wastewater at more than 800 testing sites across the country. Because many people with COVID-19 shed the virus in their feces, wastewater testing can help us monitor COVID-19 in communities. Wastewater surveillance can provide an early warning of increasing COVID-19 cases and help communities prepare.

Currently, most sites are reporting low to moderate SARS-CoV-2 levels. But about 15% are seeing their highest levels since December 1, 2021. More than half of all sites are experiencing a modest increase. These increases often reflect minor changes from

SARS-CoV-2 Levels in Wastewater by Site



https://m.emailupdates.cdc.gov/rest/head/mirrorPage/@1FRFJlqLG0VW_c_lsbLYj1k0G9BGevoff5w2znBWE1zPvCJLRXlfqA4MTRDFJfpjXXYI6t5K9so-tnRggITznZlwZmHuL1xFj1Ff3Z9il_1i8E3x.html

ALLIANT
HEALTH SOLUTIONS

QIN-QIO
Quality Innovation Network -
Quality Improvement Organizations
CENTER FOR MEDICARE & MEDICAID SERVICES
EQUALITY IMPROVEMENT & INNOVATION GROUP

Staying Informed as a Trusted Advisor

COVID DATA TRACKER WEEKLY REPORT

COVID-19 VARIANT TRACKING

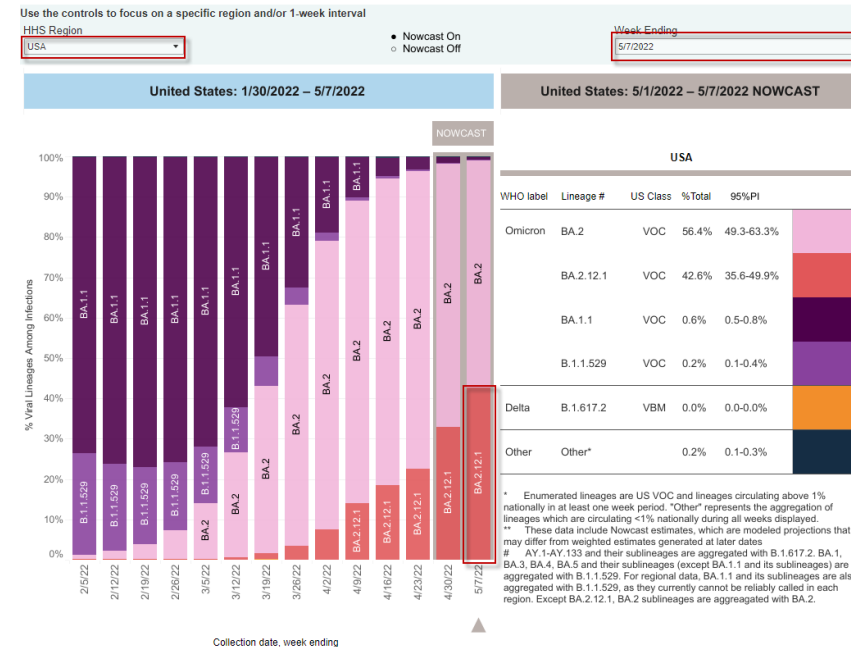
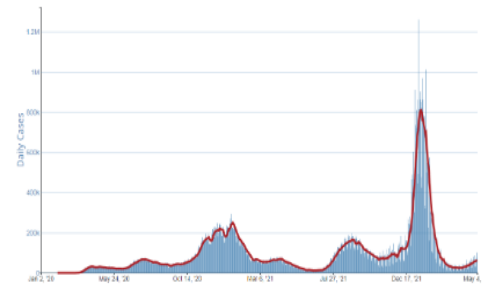
Click on the Nowcast link under Reported Cases to view variants

Reported Cases

As of May 4, 2022, the current 7-day moving average of daily new cases (64,781) increased 21.4% compared with the previous 7-day moving average (53,362). A total of 81,492,170 COVID-19 cases have been reported in the United States as of May 4, 2022.

CDC [Nowcast projections](#) for the week ending April 30, 2022, estimate the combined national proportion of lineages designated as Omicron to be 100%. There are several lineages of Omicron

Daily Trends in COVID-19 Cases in the United States Reported to CDC



[CDC COVID Data Tracker: Variant Proportions](#)

Staying Informed as a Trusted Advisor


15-Minute Weekly NHA/DON/IP Review

- **Subscribe to CMS MLN Connects email newsletter**
Weekly overview of CMS news, events, publications

- [CMS Email Subscription Link](#)



[2022-05-05-MLNC | CMS](#)



Staying Informed as a Trusted Advisor

15-Minute Weekly NHA/DON/IP Review

Bookmark the [Alliant Give the Boost a Shot! website](https://quality.allianthealth.org/topic/give-the-boost-a-shot/)

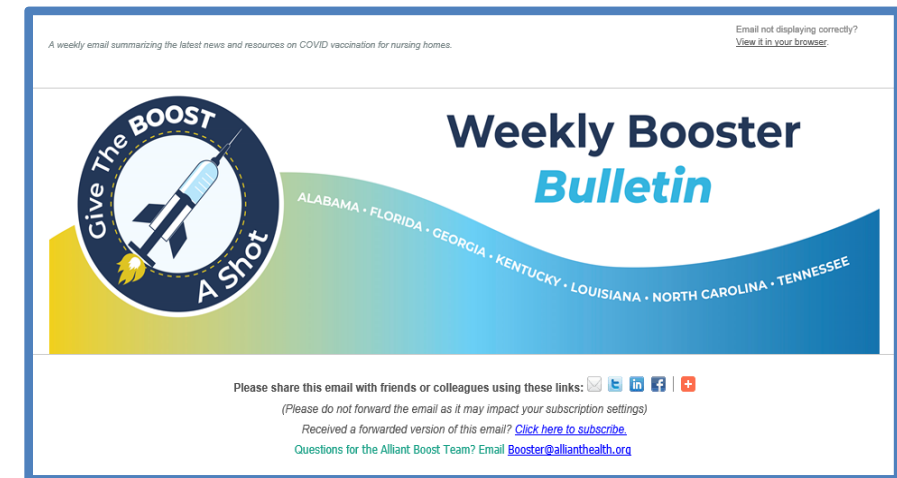

**Access resources for vaccine and booster shot uptake.*

Subscribe to [Alliant's Weekly Booster Bulletin](#)

** A weekly email summarizing the latest news and resources on COVID vaccination for nursing homes.*

[Click here to subscribe.](#)

<https://quality.allianthealth.org/topic/give-the-boost-a-shot/>




Staying Informed as a Trusted Advisor

15-Minute Weekly NHA/DON/IP Review

Know your city, state, regional information

- **State and Local Departments of Public Health**
 - *Bookmark websites for state and local departments of public health.*
- **Your Corporations Updates**
 - *Review weekly and update your team weekly about any changes.*
- **Your Facility Data**
 - *Review your current COVID vaccine and booster data for actions.*




Building COVID Into Daily Processes



Viewing COVID and vaccines as EXTRA work/tasks!




Start integrating into your daily/weekly/monthly processes



Building COVID Into Daily Processes

➤ Areas to Review:

- **Admissions Process** - Are you including vaccine consent paperwork and an education resource to assist new admits in making an informed decision?
- **Care Plan Meetings** - Do you talk about a resident's vaccination status during the care plan? There are at least four opportunities a year to discuss!
- **Resident Council** - Have you considered taking five minutes during resident council to share current COVID updates and vaccination information?
- **COVID Communication Board** - Do you have a common place for residents and staff to educate themselves on COVID and vaccination?
- **Leadership Stand-Up Meeting** - Have you added COVID/vaccination data into your daily stand-up? Or a weekly brief?
- **Other areas?**



Keep Your Team Educated



- **Set up a COVID communication board**
 - Place in an area for residents, staff and guests to view
 - Assign an owner and make the updates simple, but on a regular basis.
 - High level information: community's current COVID status; facility COVID status; next vaccine clinic, etc.
 - New information from CDC, CMS, etc.
- **Dedicate time in your leadership stand-up meeting**
 - Can be a weekly education/update session.
 - Information discussed can be captured for the communication board (reduces double work)
 - *Your team should be viewed as trusted advisors. Keeping them informed is key!*

****New Learning Format and Opportunity: TAKE 5!**

TAKE 5! Video Education Shorts

Learning on demand in five minutes or less for focused topics

COMING SOON!

1. How to utilize TAKE 5 video shorts

- Self-education
- Show during the leadership meetings
- Present during huddle at nurses station
- Share at resident council meetings

2. Overcoming vaccine refusals

3. Share your thoughts with us at

Booster@AlliantHealth.org



In Review

We all know time is at a premium. How we utilize our time is important determinate to our success.

There is no MAGIC answer to this, but we can be smart with our time and focus our energy!

Tips for success:

- **Stay educated: As a nursing home leader, we must stay informed**
Utilize the 15-Minute Weekly Review recommendations
- **Review your daily processes and make COVID part of:**
Admissions, care plan meetings, resident council, etc.
- **Keep your team educated:**
Plan time to educate leadership, set up a communication board, show TAKE 5 videos



Thoughts?

Best Practices?

Questions?

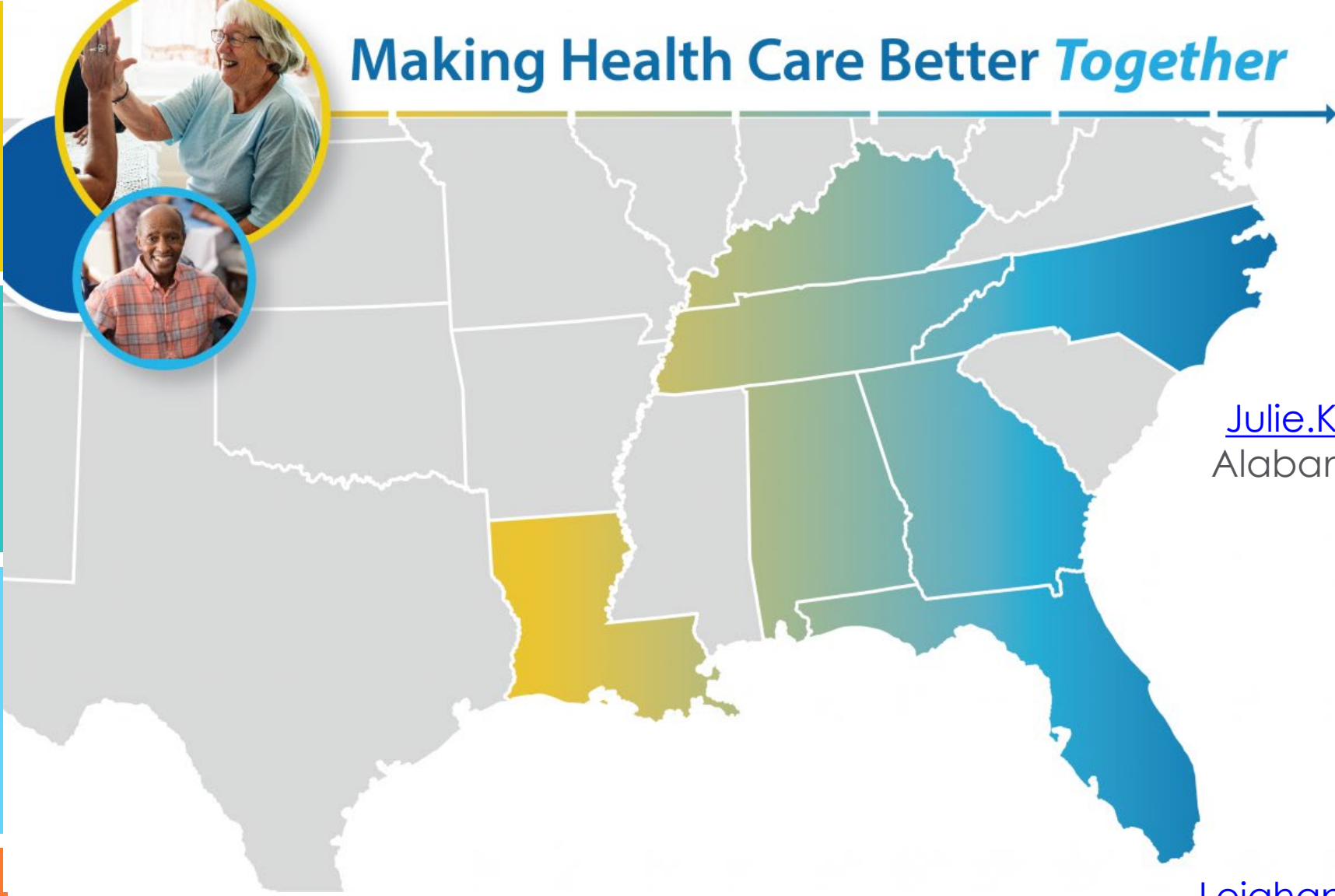


VISIT ALLIANT's Give The Boost a Shot Resource Page

<https://quality.allianthealth.org/topic/give-the-boost-a-shot/>

Send us a Question or Best Practice via email! Booster@AlliantHealth.org

Making Health Care Better *Together*



Julie Kueker

Julie.Kueker@AlliantHealth.org
Alabama, Florida and Louisiana



Leighann Sauls

Leighann.Sauls@AlliantHealth.org
Georgia, Kentucky, North Carolina and
Tennessee

Program Directors

Stay Up-to-Date With BOOST

<https://bit.ly/BOOSTLandingPage>



BOOST Office Hours

[BOOST Office Hours & Shop Talk | 1.20.2022](#)

[BOOST Office Hours | 1.27.2022](#)

[BOOST Office Hours | 2.3.2022](#)

[BOOST Office Hours | 2.10.2022](#)

[BOOST Office Hours & Shop Talk | 2.17.2022](#)

[BOOST Office Hours | 2.24.22](#)

[BOOST Office Hours | 3.3.22](#)

[BOOST Office Hours | 3.10.22](#)

[BOOST Office Hours & Shop Talk | 3.17.22](#)

[BOOST Office Hours | 3.24.22](#)

[BOOST Office Hours | 3.31.22](#)



BOOST Education Events

[BOOST Kick-Off Event | 1.19.22](#)

[BOOST Education Event | 1.26.2022](#)

[BOOST Education Event | 2.2.2022](#)

[BOOST Education Event | 2.9.2022](#)

[BOOST Education Event | 2.16.2022](#)

[BOOST Educational Event | 2.23.22](#)

[BOOST Education Event | 3.2.22](#)

[BOOST Education Event | 3.9.22](#)

[BOOST Education Event | 3.16.22](#)

[BOOST Education Event | 3.23.22](#)

[BOOST Education Event | 3.30.22](#)

Social Media Graphics



Mask Up, Sleeve Up

[BOOST: Mask Up, Sleeve Up – Flyer](#)
[BOOST: Mask Up, Sleeve Up – Twitter](#)
[BOOST: Mask Up, Sleeve Up – Facebook/LinkedIn](#)



Don't Miss Your Shot

[BOOST: Don't Miss Your Shot – Flyer](#)
[BOOST: Don't Miss Your Shot – Twitter](#)
[BOOST: Don't Miss Your Shot – Facebook/LinkedIn](#)



This Is Your Shot

[BOOST: This Is Your Shot – Flyer](#)
[BOOST: This Is Your Shot – Twitter](#)
[BOOST: This Is Your Shot – Facebook/LinkedIn](#)

BOOST Bulletin Board

Booster Bulletin | Jan. 25, 2022



Booster Bulletin | Feb. 1, 2022



Booster Bulletin | Feb. 8, 2022



Booster Bulletin | Feb. 15, 2022



Booster Bulletin | Feb. 22, 2022

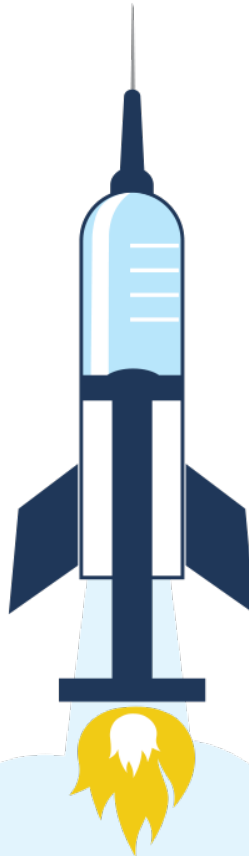


Booster Bulletin | March 1, 2022



#GivetheBoostaShot #VaxToTheMax





Thank you



@AlliantQIO



@AlliantQIO



Alliant Health Solutions



AlliantQIO

This material was prepared by Alliant Health Solutions, a Quality Innovation Network – Quality Improvement Organization (QIN – QIO) and Hospital Quality Improvement Contractor (HQIC) under contract with the Centers for Medicare & Medicaid Services (CMS), an agency of the U.S. Department of Health and Human Services (HHS). Views expressed in this material do not necessarily reflect the official views or policy of CMS or HHS, and any reference to a specific product or entity herein does not constitute endorsement of that product or entity by CMS or HHS.
Publication No. 12SOW-AHSQIN-QIO TO1 – NH TO1 - CC--1971-05/10/22