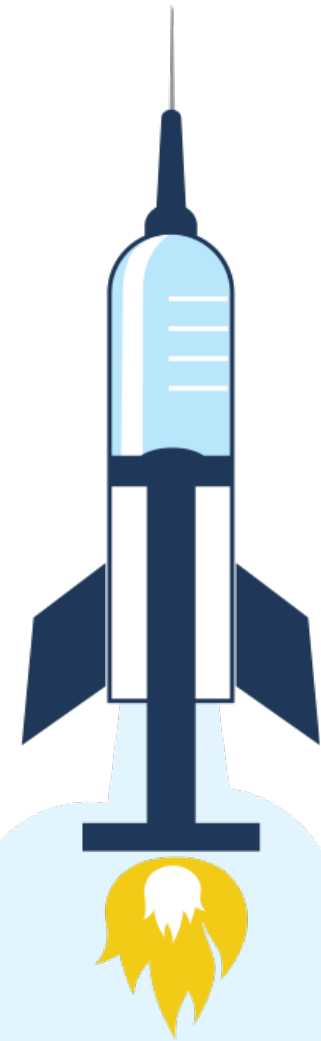


“BOOST” YOUR RESIDENT VACCINATION RATES IN 12 WEEKS: A KICK-OFF EVENT

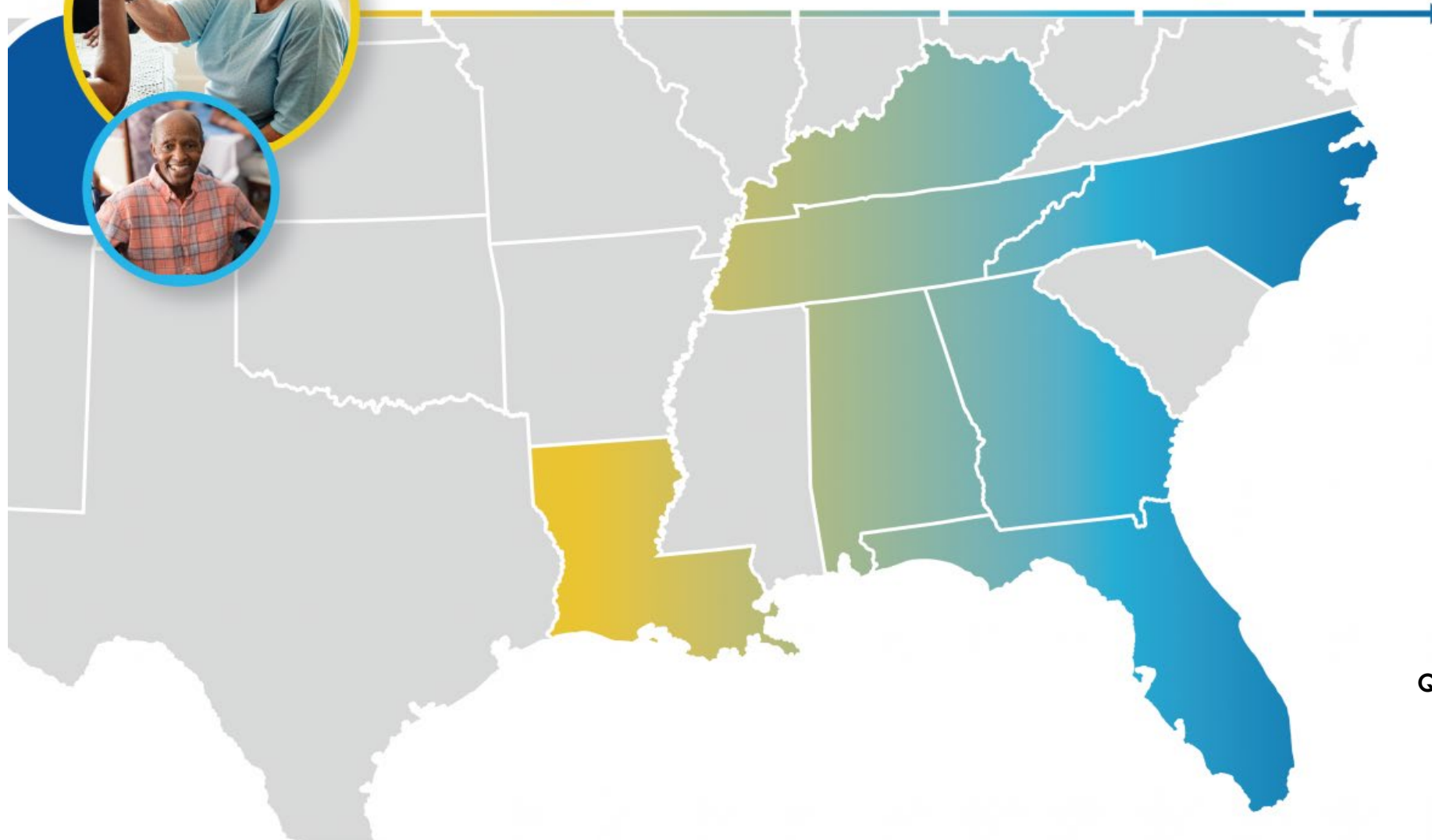


 **ALLIANT**
HEALTH SOLUTIONS

QIN-QIO
Quality Innovation Network -
Quality Improvement Organizations
CENTERS FOR MEDICARE & MEDICAID SERVICES
QUALITY IMPROVEMENT & INNOVATION GROUP

January 19, 2022

Making Health Care Better *Together*



**Jeremy Bischoff, LNHA, BS
Quality Advisor**

Jeremy.Bischoff@AlliantHealth.org

O: 678-527-3494

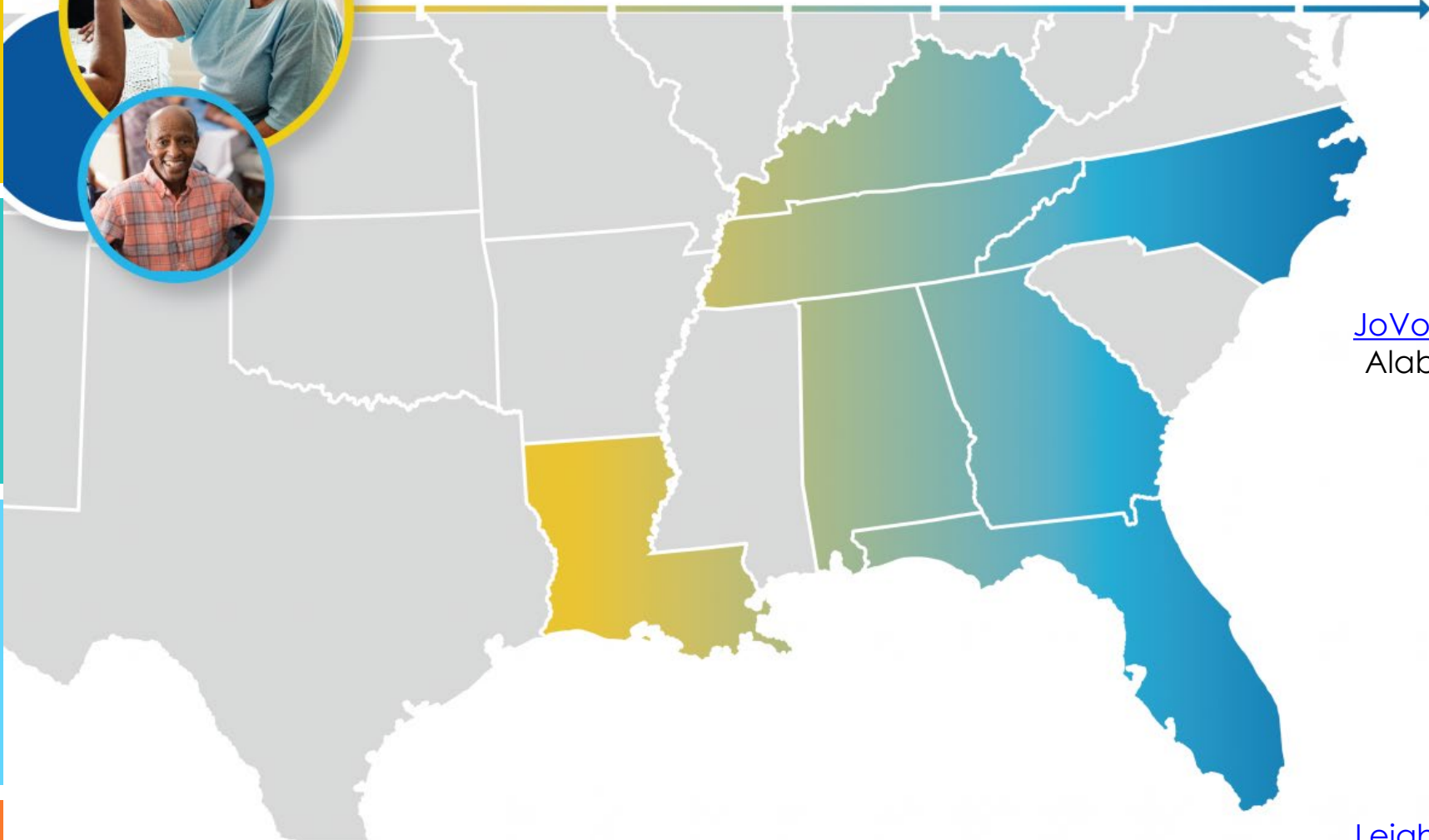


**Lisa Davies, CPHQ, LNHA, RD, LD
Quality Improvement Initiative Manger**

Lisa.Davies@AlliantHealth.org

O: 678-527-3408

Making Health Care Better *Together*



JoVonn Givens

JoVonn.Givens@AlliantHealth.org

Alabama, Florida and Louisiana



Leighann Sauls

Leighann.Sauls@AlliantHealth.org

Georgia, Kentucky, North Carolina and Tennessee

Program Directors

Agenda

01

Alliant Health Solutions Scope of Work

02


Data Download- The Why

03

Framework for Support – The How

04

Support Activities – The What



CMS 12th SOW Goals



Behavioral Health Outcomes & Opioid Misuse

- ✓ Promote opioid best practices
- ✓ Decrease high dose opioid prescribing and opioid adverse events in all settings
- ✓ Increase access to behavioral health services



Patient Safety

- ✓ Reduce risky medication combinations
- ✓ Reduce adverse drug events
- ✓ Reduce C. diff in all settings



Chronic Disease Self-Management

- ✓ Increase performance on ABCS clinical quality measures (i.e., aspirin use, blood pressure control, cholesterol management, cardiac rehab)
- ✓ Identify patients at high-risk for developing kidney disease & improve outcomes
- ✓ Identify patients at high risk for diabetes-related complications & improve outcomes



Quality of Care Transitions

- ✓ Convene community coalitions
- ✓ Identify and promote optimal care for super utilizers
- ✓ Reduce community-based adverse drug events



Nursing Home Quality

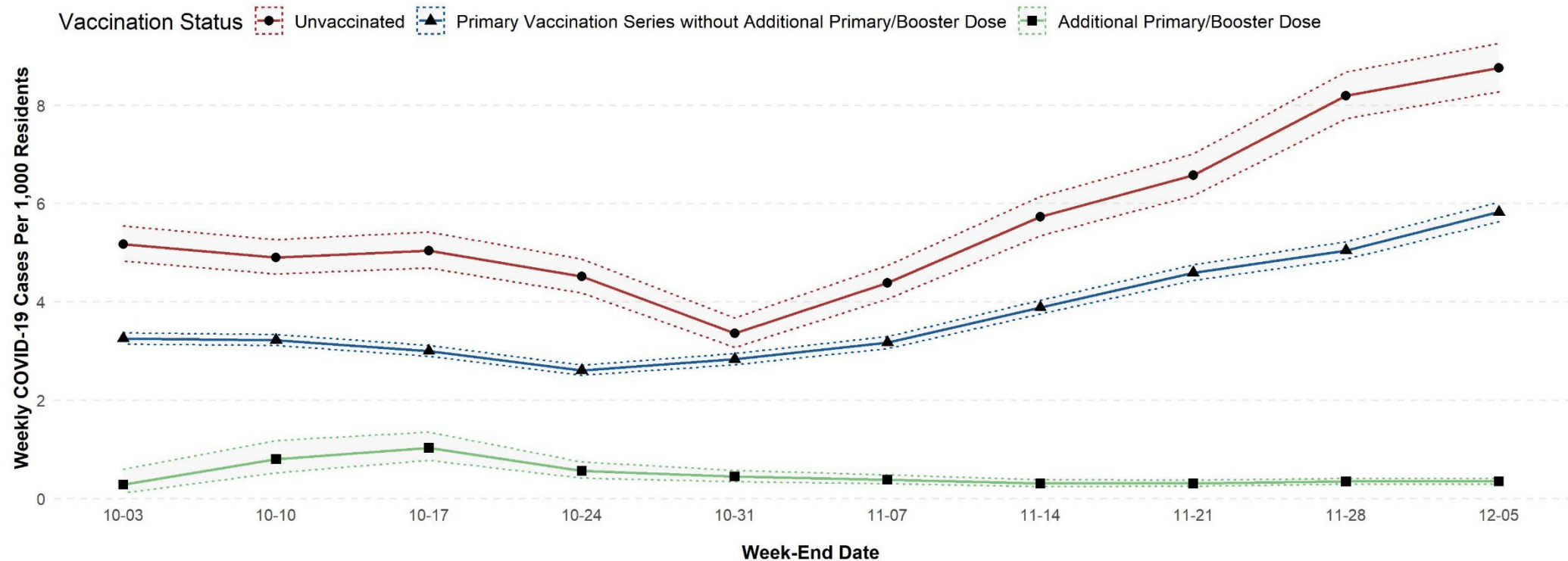
- ✓ Improve the mean total quality score
- ✓ Develop national baselines for healthcare related infections in nursing homes
- ✓ Reduce emergency department visits and readmissions of short stay residents

Evolution of Our Support

- **Targeted Response – Quality Improvement Initiatives**
 - Focus on IP Practices to decrease risk of COVID-19 Exposure
 - Referral Criteria: NHSN \geq 3 cases among NH Residents
- **Vaccine – Quality Improvement Initiatives**
 - Focus to Increase Rates of Fully Vaccinated
 - Referral Criteria: Initially <25%, then 50%.....75% to goal of 95%
- **Vaccine Booster Targeted Response**
 - Focus to Increase Rates of Eligible NH Residents with Booster
 - Referral Criteria: NH with <40% of Eligible Receiving Booster

The Why

Unadjusted COVID-19 Cases Per 1,000 Nursing Home Residents, by COVID-19 Vaccination Status (Including Additional Primary and Booster Doses) and Week, United States



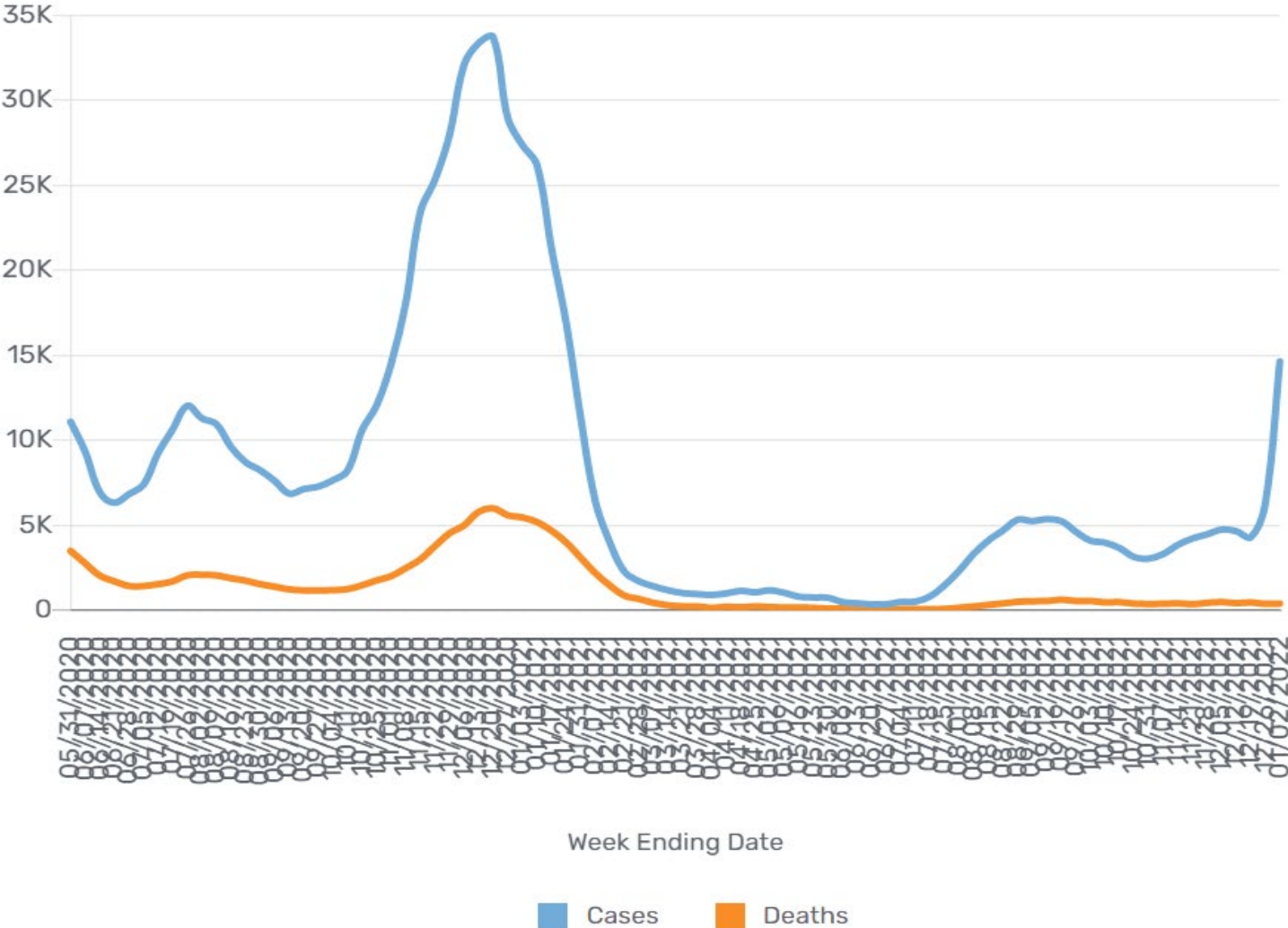
Data source: Centers for Disease Control and Prevention, National Healthcare Safety Network
 For more information: <https://www.cdc.gov/nhsn/ltc/weekly-covid-vac/index.html>

Data as of 12/13/2021 05:30 AM

Impact of COVID-19 on our Residents

Weekly Resident COVID-19 Confirmed Cases and Deaths

Note: The most recent week's data is considered preliminary and will be updated the following week.



Week ending 01/02/2022
Residents Weekly Confirmed COVID-19
14,623 cases
Residents Weekly COVID-19 Deaths
396 deaths

Source: <https://data.cms.gov/covid-19/covid-19-nursing-home-data>



Percentage of Residents in Nursing Homes with Complete COVID-19 Vaccination Receiving Additional Primary or Booster Dose, by Week – United States



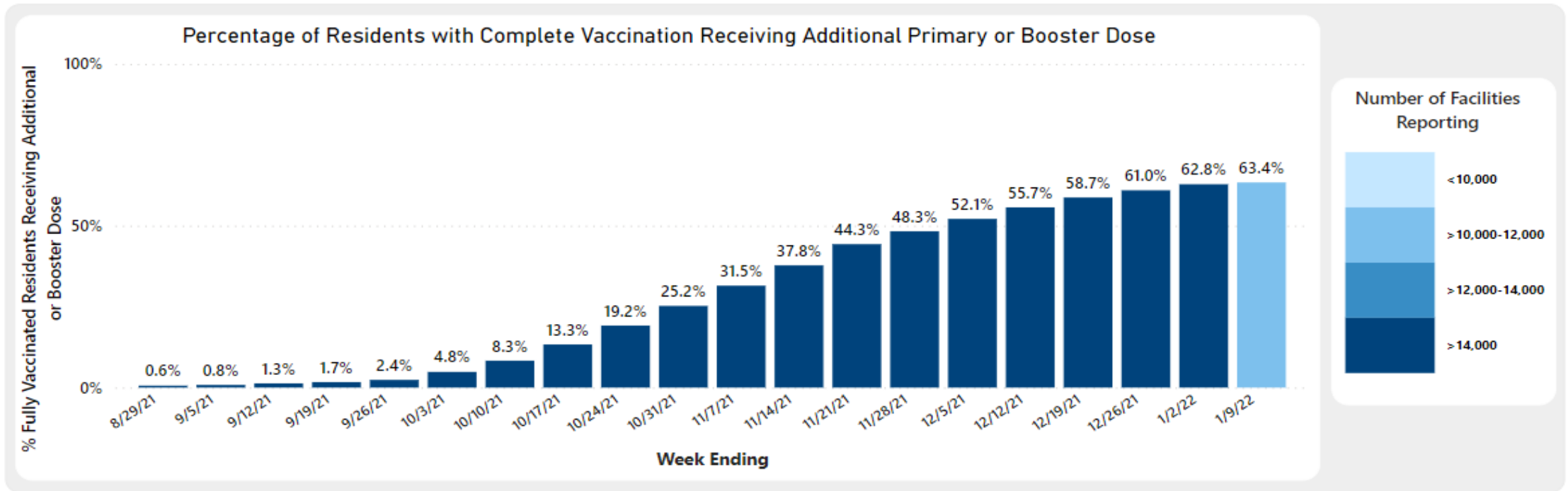
Complete Vaccination: The percentage of residents who received all doses required to be fully vaccinated. **Additional primary or booster dose:** An additional dose refers to a subsequent dose of vaccine administered to people who likely did not mount a protective immune response after initial vaccination. A booster dose refers to a subsequent dose of vaccine administered to enhance or restore protection by the primary vaccination which might have waned over time.

Select By State

All ▼

Select By Region

All ▼



For weeks ending 8/29-9/26, facilities reporting 100% of fully vaccinated individuals received an additional primary or booster dose were excluded. Data for the most recent week are still accruing.

Data source: Centers for Disease Control and Prevention, National Healthcare Safety Network: Accessibility: [Right click on the graph area to show as table]

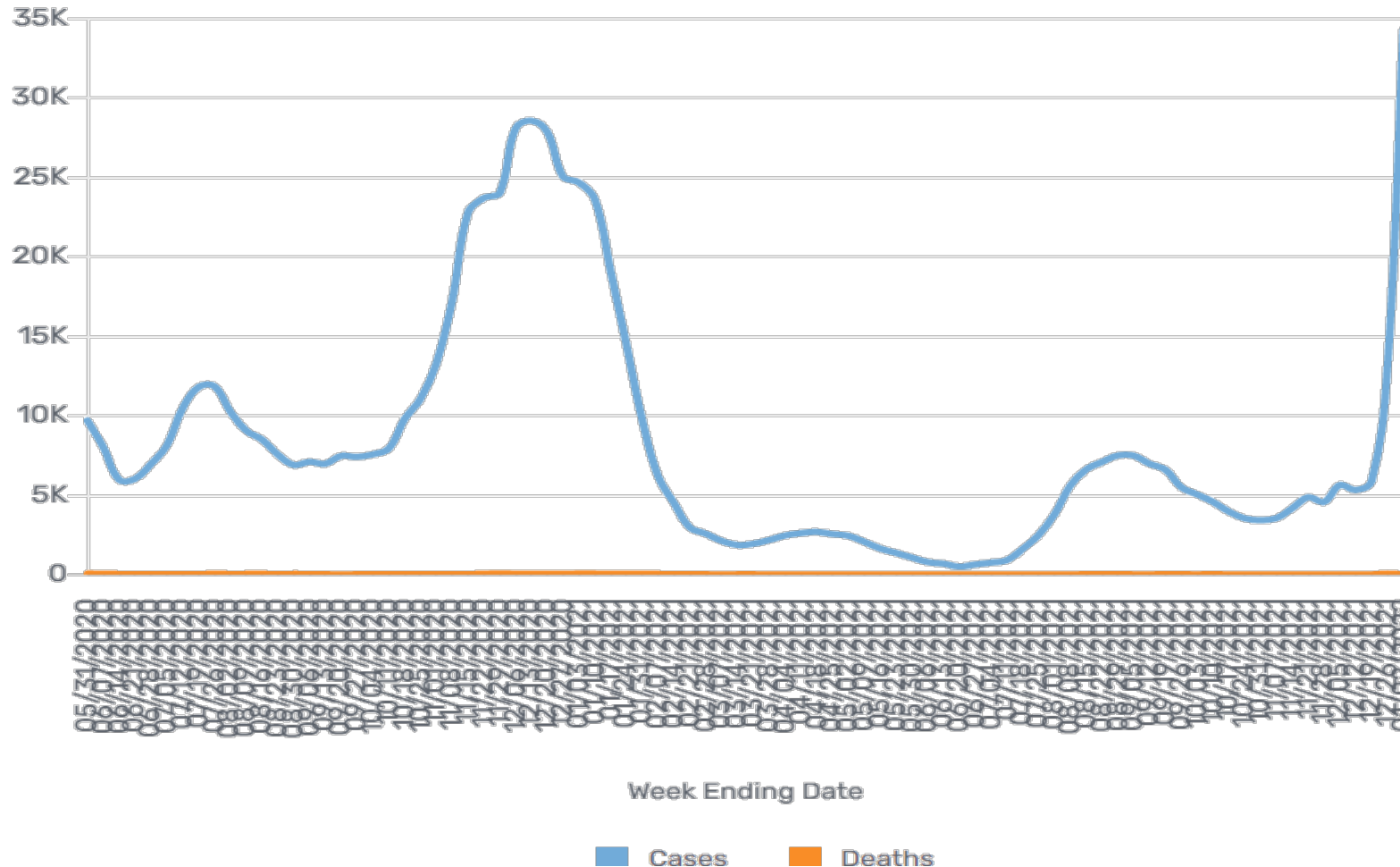
For more information: <https://www.cdc.gov/nhsn/ltc/weekly-covid-vac/index.html>

Data as of 1/10/2022 5:30 AM

Impact of COVID-19 on our Residents – Staff Cases

Weekly Staff COVID-19 Confirmed Cases and Deaths

Note: The most recent week's data is considered preliminary and will be updated the following week.



Week ending 01/02/2022

Staff Weekly Confirmed COVID-19

34,242 cases

Staff Weekly COVID-19 Deaths

19 deaths

Source: <https://data.cms.gov/covid-19/covid-19-nursing-home-data>



Percentage of Staff in Nursing Homes with Complete COVID-19 Vaccination Receiving Additional Primary or Booster Dose, by Week – United States



Complete Vaccination: The percentage of staff who received all doses required to be fully vaccinated. **Additional primary or booster dose:** An additional dose refers to a subsequent dose of vaccine administered to people who likely did not mount a protective immune response after initial vaccination. A booster dose refers to a subsequent dose of vaccine administered to enhance or restore protection by the primary vaccination which might have waned over time.

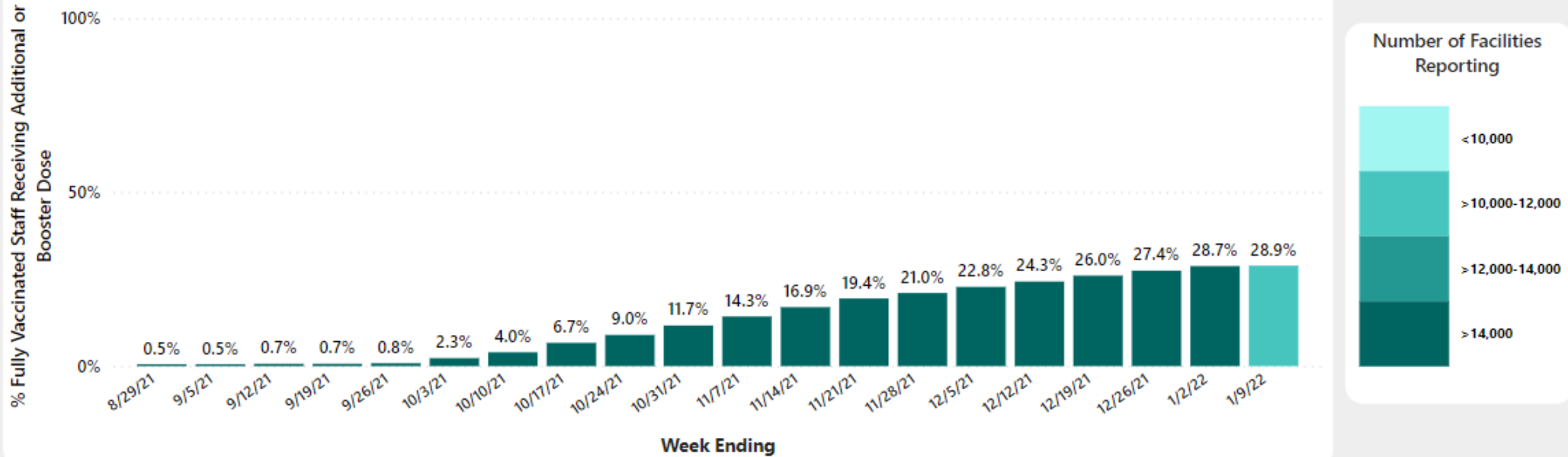
Select By State

All

Select By Region

All

Percentage of Staff with Complete Vaccination Receiving Additional Primary or Booster Dose



For weeks ending 8/29-9/26, facilities reporting 100% of fully vaccinated individuals received an additional primary or booster dose were excluded. Data for the most recent week are still accruing.

Data source: Centers for Disease Control and Prevention, National Healthcare Safety Network: Accessibility: [Right click on the graph area to show as table]

For more information: <https://www.cdc.gov/nhsn/ltc/weekly-covid-vac/index.html>

Data as of 1/10/2022 5:30 AM

Original QSO Memo QSO 22-07-ALL – December 28, 2021

January 14, 2022- Updated QSO Memo to specifically apply to the following states: Alabama, Alaska, Arizona, Arkansas, Georgia, Idaho, Indiana, Iowa, Kansas, Kentucky, Louisiana, Mississippi, Missouri, Montana, Nebraska, New Hampshire, North Dakota, Ohio, Oklahoma, South Carolina, South Dakota, Utah, West Virginia and Wyoming.

The guidance in this memorandum does not apply to the following state at this time: Texas.

Within 30 days after the issuance of the memorandum

January 27, 2022/February 13, 2022

- Policies and procedures are developed and implemented for ensuring all facility staff, regardless of clinical responsibility or resident contact are vaccinated for COVID-19, and
- 100% of staff have received at least one dose of COVID-19 vaccine or have a pending request for, or have been granted a qualifying exemption, or are identified as having a temporary delay as recommended by the CDC, the facility is compliant under the rule.
- A facility that is above 80% and has a plan to achieve a 100% staff vaccination rate within 60 days would not be subject to an enforcement action.

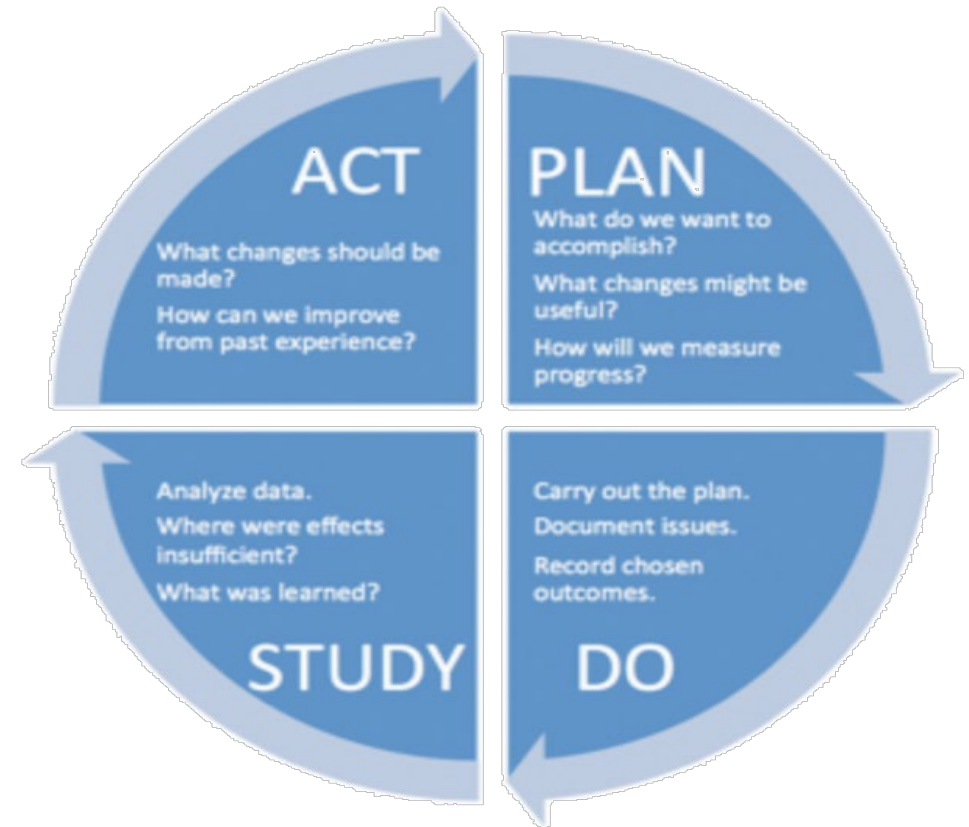
Within 60 days after the issuance of the memorandum

February 28, 2022/March 15, 2022

- Policies and procedures are developed and implemented for ensuring all facility staff, regardless of clinical responsibility or resident contact are vaccinated for COVID-19, and
- 100% of staff have received the necessary doses to complete the vaccine series (i.e., one dose of a single-dose vaccine or all doses of a multiple vaccine series) or have been granted a qualifying exemption, or are identified as having a temporary delay as recommended by the CDC, the facility is compliant under the rule.
- A facility that is above 90% and has a plan to achieve a 100% staff vaccination rate within 30 days would not be subject to an enforcement action.

How We Support Quality Improvement Initiative

- Complete root cause analysis and identify barriers
- Provide resources and support for improvement
- Review data to assess effectiveness of improvement activities

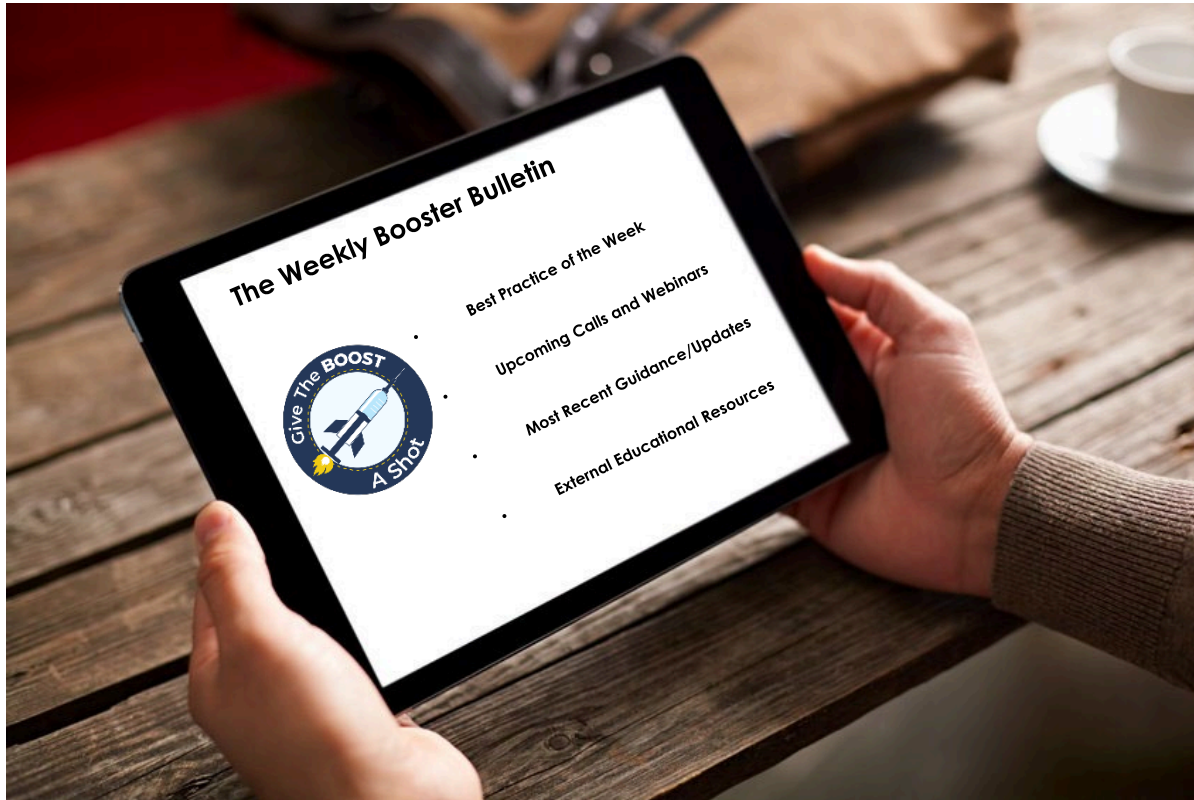


What are the Support Activities

This intensive 12-week program includes the following services and activities:

- **Tuesdays**: You will receive a weekly email bulletin dedicated to this program with the latest updates and tools you can use to help increase vaccination and booster rates.
- **Wednesdays**: Participate in a weekly educational event for all nursing homes to provide the latest information and tools to help accelerate rates. **ANCC Contact Hours Provided**
- **Thursdays**: Take advantage of weekly office hours sessions for clinicians to share best practices, updates in clinical guidance, and science.
 - **REGISTER** for the **Thursday, January 20, 2022 (2-2:30 p.m. ET/1-1:30 p.m. CT) Office Hours**
- A dedicated website page with resources and materials.
- Access to experts in epidemiology, quality improvement, and infection control
 - 1-888-519-4128 Assistance Hotline

Weekly Booster Bulletins



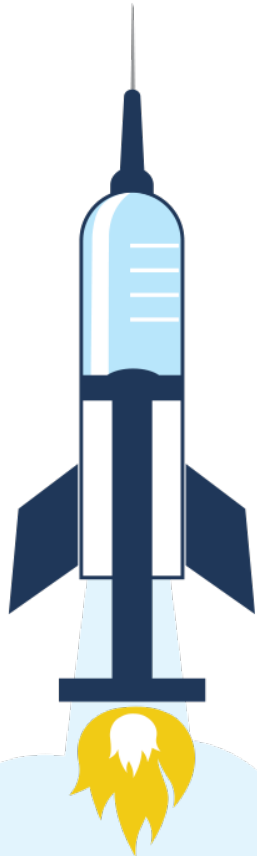
- **Best Practice of the Week**
 - Highlight an identified organizational best practice that resulted in high booster rates
- **Upcoming Calls and Webinars**
 - Topics including boosters and other related subjects

Most Recent Guidance/Updates

- Links to the latest CDC updates and CMS guidelines
- **External Educational Resources**
 - Links to helpful flyers and other educational material that will support your goals

Questions?





Making Healthcare Better *Together*



@AlliantQIO



@AlliantQIO



Alliant Health Solutions



AlliantQIO

This material was prepared by Alliant Health Solutions, a Quality Innovation Network – Quality Improvement Organization (QIN – QIO) and Hospital Quality Improvement Contractor (HQIC) under contract with the Centers for Medicare & Medicaid Services (CMS), an agency of the U.S. Department of Health and Human Services (HHS). Views expressed in this material do not necessarily reflect the official views or policy of CMS or HHS, and any reference to a specific product or entity herein does not constitute endorsement of that product or entity by CMS or HHS. Publication No: 12SOW-AHSQIN-QIO-TO1-NH-1354-01/18/22