

**Texas ESRD Emergency Coalition (TEEC)
&
The ESRD Network of Texas, Inc. (NW)**

Are You Ready for a disaster?



David Ramirez & Mikki Ward

TEEC CO-Chairs

Glenda Harbert, NW Executive Director

Jason Simmington, NW QI Specialist

Objectives

1. Understand the Texas ESRD Emergency Coalition (TEEC)
2. Recognize **your** role in helping ensure patients receive safe, timely and effective care when they evacuate
3. Recognize the importance of disaster drills for both patients and providers
4. Identify how the TEEC Policy & Procedure Manual can be used in planning and developing a disaster drill
5. List essential components of a facility specific disaster plan and resources to develop

Objectives Continued

4. Understand how to utilize EM Systems
 - a. Features
 - b. Importance
5. Know and understand the Federal and State rules for emergency preparedness
6. Identify the role of the Kidney Community Emergency Response (KCER) Coalition

What is TEEC

Texas ESRD Emergency Coalition?

The mission of TEEC is to ensure a coordinated preparedness, plan, response and recovery to emergency events affecting the Texas ESRD community.



Who Is TEEC?

- TEEC is a voluntary group of ESRD providers, professionals, patients and other state, regional and local agencies that have an interest in providing the best solutions for continuity of care for ESRD patients during an emergency or disaster situation.





Mobile Command Center

- TEEC has established a toll free number for ESRD patients that will be used during emergencies.
- The command center will be staffed by representatives from the Network, LDO's, nurses, physicians, social workers and dietitians.
- Command center is the ESRD community's voice to state and federal officials during a time of need.




How Does the Facility Begin To Prepare:

- Update Facility Emergency Manual
- Educate staff
- Educate patients
 - At least annually for all
- Practice Drills



R U Ready

Patient Disaster Preparedness DVD



Supported by a grant from
Fresenius Medical Services N.A. (FMS)



Polling Question

- Has the disaster video been shown in 2014?

Educating Patients



Importance of 3 day emergency diet

- In past evacuations many patients did not begin the 3 day diet
- Educate patients to begin the diet:
 - Immediately after last dialysis treatment; especially if a short treatment is given
 - When evacuation begins





If patients are not evacuating, the 3 day diet is even more critical because the timing of the next dialysis treatment is unknown

Patients don't seem to understand that:

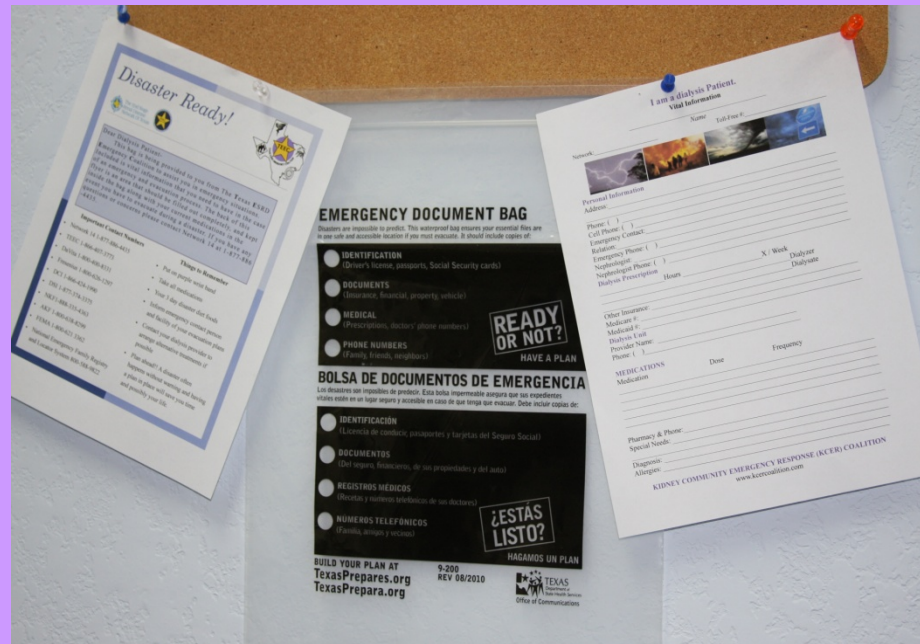
**It takes
Electricity (& water)
to run Dialysis
machines**



Water Proof Bag

Dialysis patients especially in the Coastal area should have a water proof bag to use during an emergency evacuation to keep:

- ✓ their 7 day supply of medications
- ✓ medical records
- ✓ other important documents
 - ✓ Treatment flow sheets
 - ✓ Emergency phone numbers
 - ✓ TEEC
 - ✓ Backup dialysis facility



Disaster bags are now available free from DSHS.

Ordering information is available at:

http://www.texasteec.org/tools/disaster_bag.asp

FAX REQUEST:

Polling Question

- Have Patients received disaster bags?

Identifying Patients

- The wristband project
 - Identified by all state and health agencies as dialysis patients.



Be R.e.a.d.y...

This **BAND** contains vital information about your health. If you will be evacuating from your home, put your **BAND** on. If you evacuate to another location, show your **BAND**. **BAND** is waterproof so you can shower with it on. If you lose your **BAND** request a new one from your Facility.

Don't Leave Home Without It

GET BANDED!!!

For information on ordering wrist bands visit:
<http://www.texastec.org/tools/wristband.asp>

Polling Question

- Do you have lavender wristbands on hand to disseminate for evacuation?



If they come...WE WILL BE READY

Your dialysis unit will give you a purple wrist band to wear in case you have to evacuate from your home during a disaster. This band will help other healthcare professionals to identify you as someone needing dialysis care.

Facility should have wrist bands prepped for all patients.

Facility gives out prior to evacuation.

Get Pt ID number from CROWNWeb.




Don't leave home without it!

**Get
BANDED!**

Registering Patients for State Assistance

TAR



STEAR

- Transportation Assistance Registry
- Call 2-1-1 to register
- Fax back form
- If patient's have already registered with the TAR, there information will be saved until after hurricane season

- State of Texas Emergency Assistance Registry
- Call 2-1-1 to register
- Must register each year
- More comprehensive program, not just transportation
- Fax back form & on-line registration (August 2013)

Disaster plan for patients

Telling patients to
go to the
hospital
Emergency
Room IS NOT A
DISASTER PLAN



Ways to stay Prepared....



Drills

Should be
conducted on a
regular basis



**BE PREPARED...
PREPARE YOUR STAFF
AND PATIENTS!**



Hurricane / Emergency Preparedness Drill

Patients, it is time to prepare for hurricane season! We want to remind you to check the information the clinic has for you for: emergency contacts, home phone, cell phone, medications, and possible locations of evacuation. Please review this checklist with your family and update us as soon as possible. Remember that the clinic will provide you with an educational handout for getting ready for hurricanes, current treatment sheets, labs, updated medication list, routes of evacuation, as well as clinics and any shelters in the area you plan to evacuate to.

The clinic will perform a hurricane drill. We want to ensure that you as well as the staff are ready in an emergency situation.

Please update this checklist and return it to your clinic Social Worker:

Current phone and address:

Cell phone: _____

Possible locations of evacuation: _____

Phone number of location evacuating to: _____

If you do not plan to evacuate or cannot evacuate please list a name and number of a family member or friend to contact: _____

We will also be providing you with an "800" number to contact staff with the company you dialyze with in the event that the clinic phone number is not working. That number is:



Participate in all EMSystems Drills and Have a Drills of your own.....document them.

Texas ESRD Emergency Coalition

Policy and Procedures

Recommendations by
Community Coalition
for ESRD Facilities



2013

Policy Manual for your use
as you see fit. You can make
this facility specific.

All of the work has already
been completed.

Just fill in the blanks.

TEEC Website – www.texasteec.org → Tools &
Resources → Facility Disaster Planning →
TEEC Policies & Procedures Manual
<http://www.texasteec.org/tools/index.asp>

Manual Update



GENERATOR TIPS

1. Has generator training been provided to a staff member?
2. Does a staff member know how to test the generator?
3. Do you know what size generator the facility needs or uses?
4. Has facility electrical capacity been evaluated?
5. Is the facility able to safely use the generator?
6. Does the facility have any information for trouble shooting?
7. If you have a portable generator, have you addressed security for the generator?

FUEL

1. Do you have an alternate fuel source or backup fuel source for the generator?

Note: In the event of a wide power outage fuel will be needed for generators and for employees to get back and forth to work.

SECURING THE BUILDING

- ✓ Ensure power is turned off.
- ✓ Ensure that medications that must be refrigerated are kept cold.
 - Set up a backup agreement with a pharmacy to keep medications cold.
 - Keep icepacks in your refrigerator (should hold temperature for approximately 24 hours).
- ✓ Turn water main off.
- ✓ Turn Natural Gas off.
- ✓ Board up windows.

BACK UP WATER SUPPLIES

1. Do you have a backup agreement with a water vendor?
2. Does your unit have an interior or exterior water connection? If no, a connection would need to be created.
3. Are there extra pre-filters available at the facility?
4. Are the necessary connectors available and accessible?
5. Have technical staff and any other appropriate staff members been trained on properly connecting the out sourced water supply?

- Generator Tips
- Fuel Information
- Securing the building
- Backup water supplies

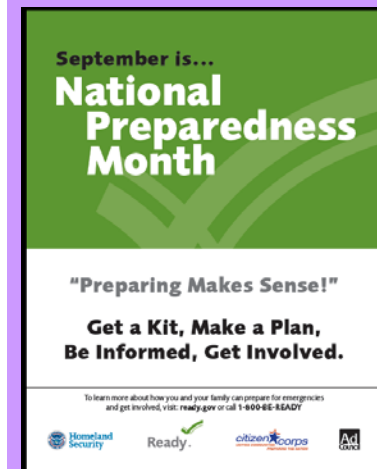
Kidney Community Emergency Response (KCER) Coalition

- **Mission:** Collaboratively develop, disseminate, implement & maintain a coordinated preparedness & response framework for the kidney community nationally in the event of any type of emergency or disaster.
- **Vision:** KCER is the leading authority on emergency preparedness & response for the kidney community by providing organization & guidance that seamlessly bridges emergency management stakeholders & the ESRD community nationwide.

KCER Tools & Resources

- www.kcercoalition.com
- Response Team Pages
 - Information & education
- Drills & education
- Helpful links
 - ESRD & disaster-related information
 - www.kidney.org/help

Emergency
Management
Institute



HELPFUL CONTACT INFORMATION

www.texasteec.org



1-866-407-3773

TEEC is here to help!

- No matter what the emergency...



EM Systems

- Real-time data source
- Communication between health care providers
- Alerts
- Evacuation planning
 - Mapping
 - Resource availability
- <https://emresource.emsystem.com/EMSystem>



Texas Trauma Service Areas



- There are 22 TSA's or trauma service areas, and each facility is grouped into RAC's based on TSA location
- All health related facilities in Texas have been categorized into these three regions known as Regional Advisory Council's
- The RAC labels are A-I, J-P and Q-V

The Basics

- You can access the system two ways
 - www.emsystems.com
 - www.texasteec.org
- Locate user login tab: click Emresource
- Login: information is case sensitive
- Proceed to update all information



Clinics in RAC Q

Address <https://www2.emsystem.com/EMSystem>

EMResource
powered by EMSysTM

Setup | **View** | **Event** | **Preferences** | **Report** | **Form** | **Regional In**

Resource | Summary | Custom | RAC Q | RAC R | RAC S | RAC T | RAC U | RA

Status as of: 01/19/2007 13:40:56

RAC Q - Houston	Status	Status Type	C
452572 Davita - Med - Center	457	# Dialysis Patients	v
452675 North Star Dialysis Center	Open	Dialysis	C
452675 North Star Dialysis Center	176	# Dialysis	
459000 TDCJ - UTMB CMC			
452750 FMC Medical Center Kidney Clinic			
452667 Davita Omni Dialysis Center			
452676 Davita - Lonestar Dialysis			
452576 FMC Southwest Houston Dialy. Fac			
452755 Davita - Memorial Dialysis Ctr			
450358 Methodist Hospital Outpt. Dialy.			
452533 FMC Southeast Kidney Center			
452834 Innovative Renal Care - Webster	127	# Dialysis	

Individual Resource

TX Dialysis A-1 - D/Resource

450369 Childress Regional Medical Center [edit resource details](#) [back to view](#)

Type: RAC A - Amarillo
 Address: 910 Oak Lane
 Childress, TX 79201
 County:
 Lat/Longitude: 34.439177 / -100.228336
 EMResource/AHA ID: 13632 /
 Website:
 Contact: M. Carmen Lewis
 Phone 1: 940-937-7099
 Phone 2: 940-937-6371
 Fax: 940-937-8730
 Email: clewis@childresshospital.com, dialysisclinic02@childresshospital.com
 Notes:

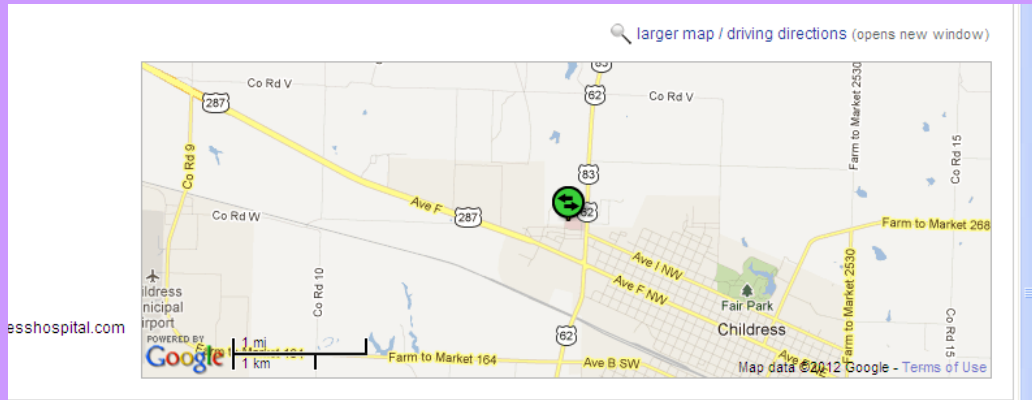
Statures	Status	Comment	Last Update
# Dialysis Patients	23	Accepting new patien...	04 Apr 08:55
# Home Hemo	0		04 Apr 08:55
# Isolation Patients	0		04 Apr 08:55
# PD	0		04 Apr 08:55
Dialysis	Open	Hemo Only, Monday, W...	04 Apr 08:55
Generator Availability	No		04 Apr 08:55
Patient Capacity	30	Can accommodate addit...	04 Apr 08:55

Contacts show only online users [start group chat](#)

Name	Organization	Phone
Ashley Wright	ESRD Network of Texas	409-910-3805
CRMC Dialysis	Childress Co Hospital District	(940) 937-7099, (940) 937-6371
ESRD	ESRD	
Leigh Husni		
Leigh Husni		
Liberty Dialysis Mesquite, LLC	Independent	214-888-4110
Magdalena Sanchez	ESRD Network of Texas	409-910-3809
Mikki Ward	Fresenius	210-200-3122
Nathan Muzos	ESRD Network 14	409-910-3819

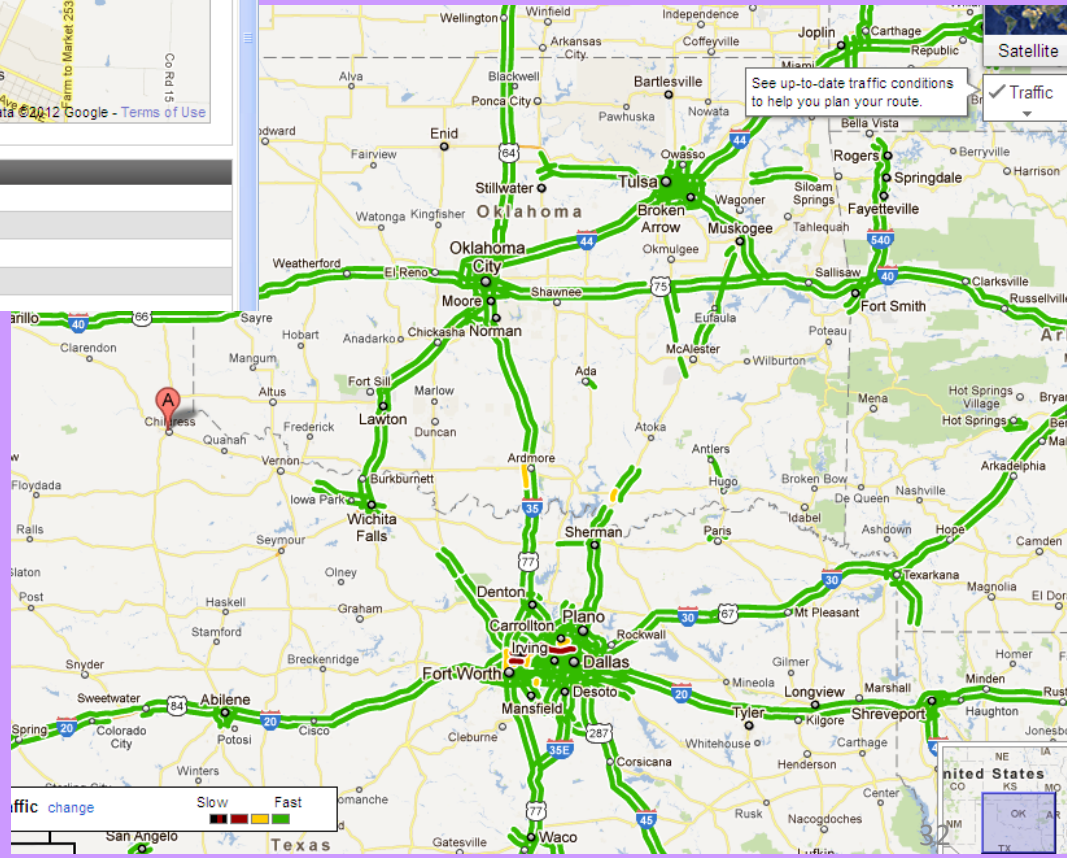
© 2011 EMSysTM LLC (Terms & Conditions | Mobile View) EMResource © 3.17 Build 5756 Anna Koenig | 17 Apr 14:01

Map Feature



esshospital.com

Comment	Last Update
Accepting new patien...	04 Apr 08:55
	04 Apr 08:55
	04 Apr 08:55
	04 Apr 08:55
Hemo Only Monday W	04 Apr 08:55



When to Update

Always between the 1st and 8th of each month

452513 Amarillo High Plains Dialysis

Select the statuses to update (unchecked ones will not be changed):

6. Dialysis: Dialysis Status

2. # Dialysis Patients: Hemo Dialysis Patients

Comment:

5. # Isolation Patients: # Isolation Patients

3. # PD: # PD Patients

Comment:

4. # Home Hemo: # Home Hemo patients

1. Patient Capacity: The patient capacity at your facility

[Show All Statuses](#)

Save

Cancel

What Status's Mean

- ◎ **Open** - the facility is operating normally in terms of shifts and hours.
- ◎ **Closed**- the unit is not operational and is not dialyzing any patients.
- ◎ **Divert**- the facility cannot accept patients in an emergency because it is full, dialyzing your own patients in preparation for a disaster or already has accepted as many patients as can be safely dialyze.
- ◎ **Evacuating**- means that the unit is in the process of closing for evacuation.

When you don't update



Correctly or on time

From the Network

- Warning fax
- Reported to The Department of State Health Services
- Review of facility specific disaster plan

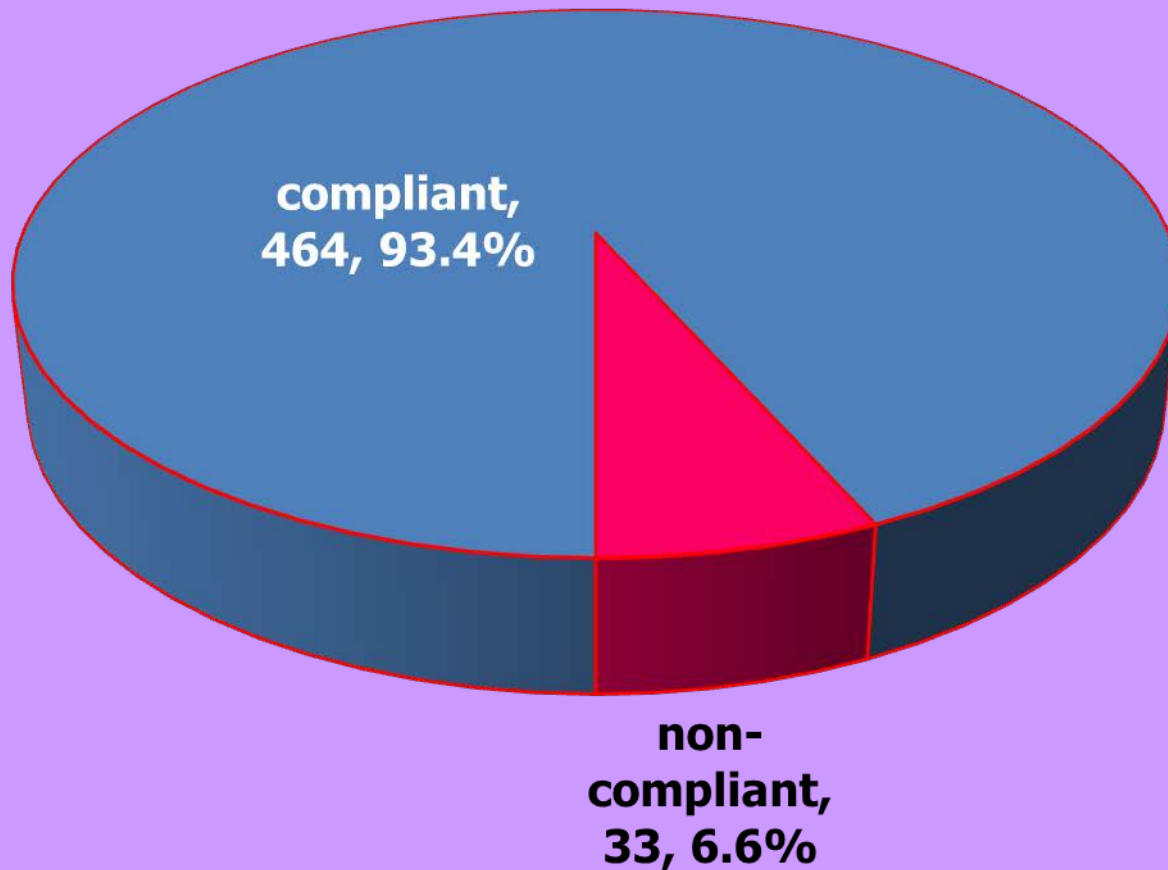
From the State

- Non-compliance letter
- Possible survey Documented on annual surveys

Why updating is so important

- EM System is used to track facility statuses during emergencies
 - Texas State Operations Center
 - EMS
- From the TEEC Command Center, NW will be using EM Systems to
 - Find open dialysis units for displaced patients
 - Route evacuating dialysis patients to open units

EMSystems May 2014 Compliance



EMSystems in Use

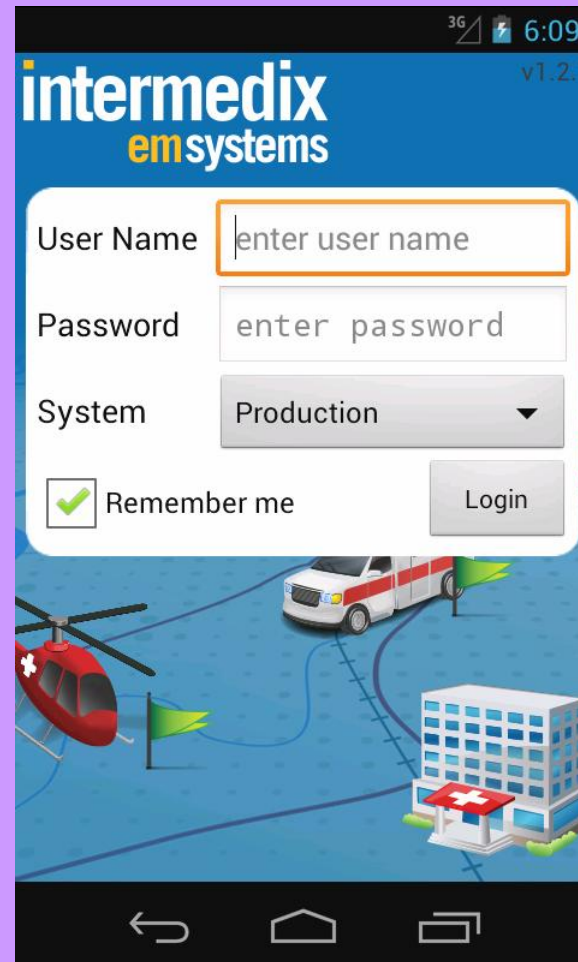
- Wednesday May 15, 2013 – severe thunderstorms and tornados in the DFW area.
- EF4 Tornado which brought winds of up to 200 miles per hour raged through at least 4 North Texas counties.
- EMSystems alert was issued on the morning of May 16 in RAC E to assess if any facilities were damaged or needed assistance.

Helpful Information

- Did you know there is a view only mode of Emsystems?
 - <https://emresource.emsystem.com/login.jsp>
 - User id: txdialview
 - Password: TEEC10
- Other staff can use this feature
- Anyone can use this feature
- All alerts will be sent out by email and are located in the banner at the top of the screen

Do you have the app?

- Free for Apple and Android devices
- Update capabilities



Resources

- Contact the Network if you need login information or have updating questions
 - Jason Simmington
 - Email: jsimmington@nw14.esrd.net
 - Phone: 469.916.3806
- Contact the help desk for technical issues
 - 1-888-367-9783
- EMsystems user manual is on TEEC website at
 - <http://www.texasteec.org/ems-system/index.asp>

Developing Facility Specific Disaster Plan

Where are the Conditions for Coverage regarding Emergency and disaster ?

Outlined in 494.60 Condition: Physical environment

V408

(d) Standard: Emergency preparedness. The dialysis

facility must implement processes and procedures to manage medical and non medical emergencies that are likely to threaten the health or safety of the patients, the staff, or the public. These emergencies include, but are not limited to, fire, equipment or power failures, care-related emergencies, water supply interruption, and natural disasters likely to occur in the facility's geographic area.

494.60 Physical Environment

(d) Standard: Emergency preparedness. The dialysis facility must:

- Implement processes and procedures to manage medical and nonmedical emergencies that are likely to threaten the health or safety of the patients, the staff, or the public.
- These emergencies include, but are not limited to:
 - fire
 - equipment or power failures
 - care-related emergencies
 - water supply interruption
 - natural disasters likely to occur facility's geographic area.



Emergency Preparedness of Staff

- Provide appropriate training and orientation in emergency preparedness to the staff.
- Staff training must be provided and evaluated at least annually and include the following:
- Ensuring that staff can demonstrate a knowledge of emergency procedures, including informing patients of

Patient Training

- Appropriate orientation and training to patients, including
 - (A) What to do;
 - (B) Where to go, including instructions for occasions when the geographic area of the dialysis facility must be evacuated;

Patient Training

C) Whom to contact if an emergency occurs while the patient is not in the dialysis facility.

- ✓ Must include an alternate emergency phone number for the facility for instances when the dialysis facility is unable to receive phone calls due to an emergency situation
- ✓ Unless the facility has the ability to forward calls to a working phone number under such emergency conditions and

(D) How to disconnect themselves from the dialysis machine if an emergency occurs.

Facility Emergency Plans

(4) The facility must--

(i) Have a plan to obtain emergency medical system assistance when needed;

(ii) Evaluate at least annually the effectiveness of emergency and disaster plans and update them as necessary; and

(iii) Contact its local disaster management agency at least annually to ensure that such agency is aware of dialysis facility needs in the event of an emergency.

November 19, 2007

Dear County Office of Emergency Services,

This is a letter of introduction regarding our dialysis centers.

Dialysis is a life-sustaining medical procedure. Our facilities listed below include number of stations, number of patients, number of staff and operation times:

Facility Name	# of stations	# of patients	Open days	Open hours	# of Staff
Facility Name	20	81	Monday-Saturday	4:30am – 4:30pm	16
Facility Name	33	271	Monday-Saturday	5:00am – 9:30pm	54
Facility Name	16	38	M – W – F	5:00am – 9:30pm	14
Facility Name	12	60	Monday - Saturday	5:00am – 9:30am	14
Facility Name	12	78	Monday – Sunday	5:00am – 7:00am Nocturnal facility	15
Facility Name	36	187	Monday – Saturday	5:00am – 9:30pm	45
Facility Name	16	81	Monday – Saturday	5:00am – 9:30pm	22
Facility Name	17	90	Monday – Saturday	5:00am – 9:30pm	22
Facility Name	12	21	M – W – F	5:00am – 9:30pm	8
Facility Name	20	1	M – W - F	5:00am – 9:30pm	8

Dialysis requires electrical power and water. We have identified our minimal electrical needs as 480. We use on an average of 7200 gallons of water daily continuously running. We have contacted the City of XX Utilities, City of XX Utilities and TXU Energy as to our needs and requirements.

I would like the opportunity to speak with you regarding our emergency plan and determine how we may fit into the county's plan during any major event.

I look forward to meeting and working with you in the future. My contact number is XXX-XXX-XXXX

Sincerely,

Contact name and title



**EXAMPLE of Letter to County
Official**

Polling Question

- Have you contacted your local EOC in 2014?

Emergency Coverage

Federal Facility Disaster Guidelines 2010

- V768: Written instructions to patients & staff for obtaining emergency medical care
- V769: Roster of physicians
- V770: Agreement with a hospital that provides inpatient dialysis (Separate certification for “ESRD” for the hospital is NOT required)

Developing a Facility Specific Disaster Plan

- Follow:
 - ESRD Federal Facility Disaster Guidelines 2010
 - Texas ESRD Licensure Rules – Emergency Preparedness Section
 - Requires EMSYstem use
- Use the disaster plan checklist created by the NW and TEEC

If your plan contains all of these components then you have an adequate plan in place!

Texas ESRD Licensure Rules - effective 7/6/10

Emergency Preparedness Section

SUBCHAPTER D. MINIMUM STANDARDS FOR PATIENT CARE AND TREATMENT.

§117.41. Governing Body.

(i) The governing body shall develop, implement, and enforce policies and procedures relating to the facility's disaster preparedness plan, to meet the requirements of §117.45(b)(5) of this title (relating to Provision and Coordination of Treatment and Services). The plan shall address the continuity of essential building systems including emergency power and water, or a contract with another licensed ESRD facility to provide emergency contingency care to patients to meet the requirements of §117.91(h) of this title (relating to Fire Prevention, Protection, and Emergency Contingency Plan).

§117.45. Provision and Coordination of Treatment and Services.

(b) Emergency preparedness.

(1) A facility shall implement written procedures which describe staff and patient actions to manage potential medical and nonmedical emergencies, including but not limited to fire, equipment failure, power outages, medical emergencies, and natural or other disasters which are likely to threaten the health, welfare, or safety of facility patients, the staff, or the public.

(2) A facility shall have a functional plan to access the community emergency medical services.

(3) A facility shall have personnel qualified to operate emergency equipment and to provide emergency care to patients on site and available during all treatment times. A charge nurse qualified to provide basic cardiopulmonary life support (BCLS) shall be on site and available to the treatment area whenever patients are present. All direct care staff members shall maintain current certification and competency in BCLS.

(4) A facility shall have a transfer agreement with one or more hospitals which provide acute dialysis service for the provision of inpatient care and other hospital services to the facility's patients. The facility shall have documentation from the hospital to the effect that patients from the facility shall be accepted and treated in emergencies. There shall be reasonable assurances that:

(A) The transfer or referral of patients will be effected between the hospital and the facility whenever such transfer or referral is determined as medically appropriate by the attending physician, with timely acceptance and admission;

(B) The interchange of medical and other information necessary or useful in the care and treatment of the patient transferred shall occur within one working day; and

(C) Security and accountability shall be assured for the transferred patient's personal effects.

(5) A written disaster preparedness plan for natural and other disasters specific to each facility shall be developed and in place. The plan shall be based on an assessment of the probability and type of disaster in each region and the local resources available to the facility.

❖ V408

(d) Standard: Emergency preparedness. The dialysis facility must implement processes and procedures to manage medical and non medical emergencies that are likely to threaten the health or safety of the patients, the staff, or the public. These emergencies include, but are not limited to, fire, equipment or power failures, care-related emergencies, water supply interruption, and natural disasters likely to occur in the facility's geographic area.

❖ V409

(1) Emergency preparedness of staff. The dialysis facility must provide appropriate training and orientation in emergency preparedness to the staff. Staff training must be provided and evaluated at least annually and include the following:

(i) Ensuring that staff can demonstrate a knowledge of emergency procedures, including informing patients of-

(A) What to do;

(B) Where to go, including instructions for occasions when the geographic area of the dialysis facility must be evacuated;

(C) Whom to contact when an emergency occurs while the patient is not in the dialysis facility. This contact information must include an alternate emergency phone number for the facility for instances when the dialysis facility is unable to receive phone calls due to an emergency situation (unless the facility has the ability to forward calls to a working phone number under such emergency conditions); and

(D) How to disconnect themselves from the dialysis machine if an emergency occurs.

❖ V411

(i) Ensuring that nursing staff are properly trained in the use of emergency equipment and emergency drugs.

- The "emergency equipment" that is required at a minimum, is defined in V13. The "emergency drugs" to be kept onsite may be determined by the medical director and defined by facility policy.

❖ V412

(2) Emergency preparedness patient training. The facility must provide appropriate orientation and training to patients.

❖ V13

(3) Emergency equipment

Emergency equipment, including, but not limited to, oxygen, airways, suction, defibrillator or automated external defibrillator, artificial resuscitator, and emergency drugs, must be on the premises at all times and immediately available.

Disaster Plan Checklist

Disaster Plan Checklist

Please use this as a guide when reviewing or developing your facility specific disaster plan

- There is a facility specific disaster plan in place for both medical and non-medical emergencies. These events include but are not limited to fires, power failures, water supply interruption, natural disasters and care-related emergencies.

- Staff has been oriented and trained on all of the disaster plans annually. There are written procedures in place for each disaster situation for staff to follow.

- Staff should be able to demonstrate emergency equipment usage and the ability to obtain emergency medical assistance.

- The facility has written disaster instructions provided to and available for all patients, and they are trained on emergency procedures annually. The facility also has written instructions for patients to obtain emergency medical care. This could include the phone number to another treatment facility so dialysis can be continued if facility is non-operational.

- The facility will have transfer agreements with another dialysis facility and one or more local hospitals.

- Facility must contact its local disaster agency at least annually, to ensure such agency is aware of the facilities needs.

- The facility conducted periodic mock drills to ensure the educational level and needs of its staff and patients.

- The facility must have available a roster with all staff names and physicians to be called in case of an emergency. This is located at both the facility and at the administrator's home.

4040 McEwen, Suite 350, Dallas, TX 75244972-503-32 15 * fax 972-503-3219

* info@nw14.esrd.net * www.esrdnetwork.org * www.texasteec.org


All resources can be found on the TEEC website at www.texasteec.org under the tools and resources tab





Tools & Resources

▫ Facility Disaster Planning

- [Facility disaster plan checklist](#)
- [Federal disaster regulations](#)
- [Texas ESRD emergency preparedness rules](#)
- [Planning for Water Supply Interruptions](#) - PDF Link
- [TEEC Policies & Procedures Manual](#) - Updated May 2013
- [Preparedness Communication Tool](#) 

▫ Facility tools to Prepare Patients

- [Patient Wristband Identification](#)
- [Disaster Bag Information](#)
- [Disaster Ready! patient flyer](#)
- [Are You READY? \(English and Spanish versions\)](#)

▫ TAR Information -(Note - TAR has changed to STEAR, patients can still be registered by calling 2-1-1, update will be provided once received from the State)

- [211 Transportation registry information](#)
- [211 Transportation registry form](#)

▫ Disaster Webinar Recordings

- [2012](#) - Requires Windows Media Player
- [2011](#) - Requires Windows Media Player

▫ The Kidney Community Emergency Response (KCER) Coalition: [Information for the Healthcare Provider](#)

- [Disaster Preparedness: A Guide for Chronic Dialysis Facilities – Second Edition](#) 
- [Disaster Preparedness: A Guide for Chronic Dialysis Facilities – Second Edition – Supplemental Appendix of Customizable Forms](#) 

▫ [RAC ESRD REPs](#)

▫ [SOP command center](#)

Contact TEEC

4040 McEwen Rd., Suite 350
Dallas, Texas 75244
(866) 407-ESRD

[Contact us page](#)



Request Information about TEEC or EMSystem

By joining the mailing list you will receive the most current data available to all dialysis facilities in Texas in regards to TEEC. You may receive education material, patient packet information, and updates on past and future disaster events.

Join our Mailing List

E-mail:

TEEC Updates and Recap

- Read alerts sent via EMSystems
- ESRD Network will also fax blast alerts
- Check the TEEC website for updates and meeting dates
- You can always call a member of the TEEC leadership
- Attend TEEC meetings
- Get involved with TEEC




How can TEEC help you prepare?

- Look for information in the monthly NetLink newsletter from Network 14
- Look for disaster newsletters via EM Systems
- Patient disaster video and education packet – Are You Ready?
- Participating in Drills
- Mentoring (always available)



Why plan?



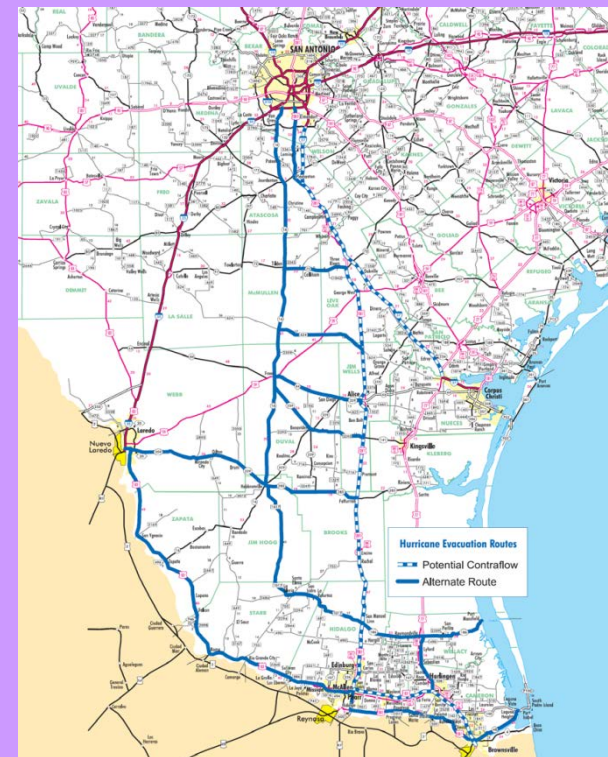
- We must be Proactive not Reactive
- We should plan and prepare for the NEXT disaster not the LAST disaster
- If we do not upgrade & re-evaluate disaster plans than we might as well not have one
 - Review annually
 - Use resources to check all components of plan
 - Have drills
 - Evaluate plan after a disaster occurs
 - Make necessary changes in plan

Network 14 Expectations



Facilities in Coastal Areas

- **Copy maps** of the evacuation routes patients and staff would take and disseminate.
 - <http://www.txdot.gov/inside-txdot/division/traffic/safety/weather/hurricane.html>
- **Educate your patients** about these routes and their dialysis and needs. Ensure they understand the following:
 - Emergency Rooms are NOT for routine dialysis.
 - Evacuation is highly recommended because dialysis & other services will be limited after a storm
- **Home programs:**
 - **Retrain all PD patients** on manual exchanges by June
 - **Discuss access to electricity with Home HD and CCPD patients** and develop an alternate plan.



















- Divisions**
- Aviation >
- Bridge >
- Communications >
- Construction >
- Design >
- Environmental Affairs >
- Finance >
- General Services >
- Human Resources >
- Information Technology >
- Maintenance >
- Maritime >
- Occupational Safety >
- Professional Engineering >
- Procurement Services >
- Public Transportation >
- Rail >
- Right of Way >
- Strategic Projects >
- Toll Operations >
- Traffic Operations >
- Transportation Planning/Programming >
- Travel Information >
- Page Options** ▾

Hurricane Evacuation Contraflow Publications

[Home](#) > [Inside TxDOT](#) > [Divisions](#) > [Traffic Operations](#)

The brochures below, available in English and Spanish, describe roadway contraflow routes.

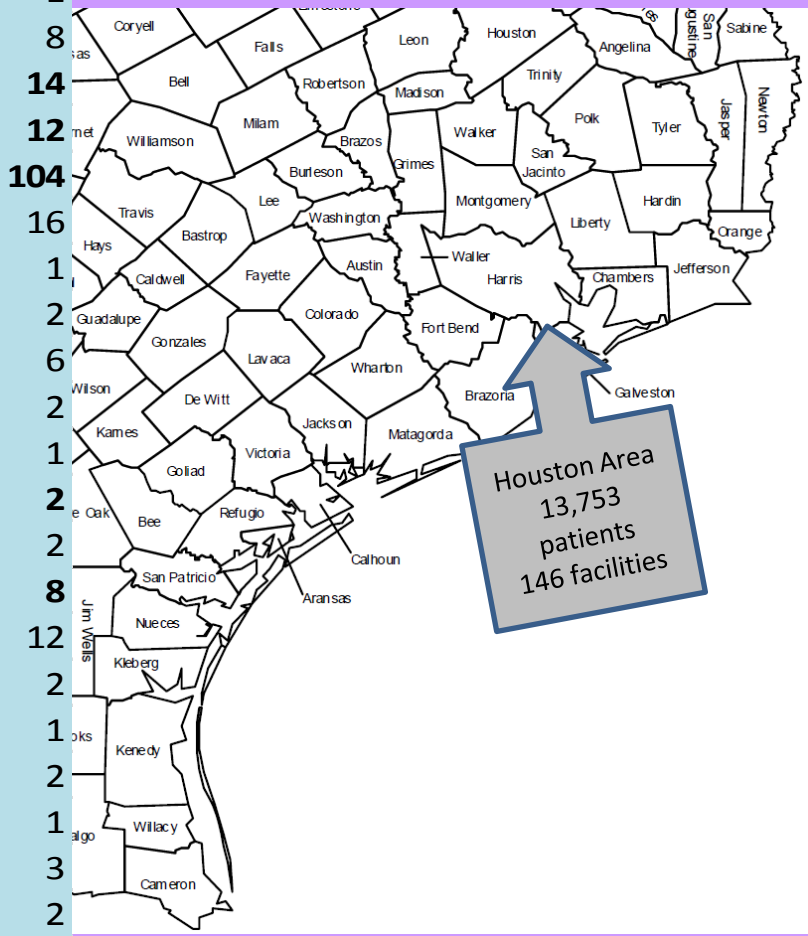
Title	Format
I-10 Contraflow Brochure	
I-10 Contraflow Brochure (Spanish)	
I-10 Evaculane Brochure	
I-45 Contraflow Brochure	
I-45 Contraflow Brochure (Spanish)	
US 290 Contraflow Brochure	
US 290 Contraflow Brochure (Spanish)	
US 290 Evaculane Brochure	
US-59 Contraflow Brochure	
US 59 Contraflow Brochure (Spanish)	
I-37 Contraflow Brochure	
I-37 Contraflow Brochure (Spanish)	
I-37 Evaculane Brochure	
US 83/281 Contraflow Brochure	
US 83/281 Contraflow Brochure (Spanish)	
Rio Grande Valley Hurricane Evacuation Routes	

- More Information**
- [Hurricane Information](#)

Tier 1 Facility Impact

ANGELINA	2
ARANSAS	1
BEE	2
BRAZORIA	6
BROOKS	1
CALHOUN	1
CAMERON	8
FORT BEND	14
GALVESTON	12
HARRIS	104
HIDALGO	16
JACKSON	1
JASPER	2
JEFFERSON	6
JIM WELLS	2
KLEBERG	1
LIBERTY	2
MATAGORDA	2
MONTGOMERY	8
NUECES	12
ORANGE	2
POLK	1
SAN PATRICIO	2
TYLER	1
VICTORIA	3
WHARTON	2
WILLACY	1
Grand Total	215

Tier 1 dialysis Impact



Tier 1 Patient Impact

ANGELINA	181	JIM WELLS	158
ARANSAS	27	KLEBERG	85
BEE	119	LIBERTY	105
BRAZORIA	384	MATAGORDA	100
BROOKS	41	MONTGOMERY	416
CALHOUN	41	NUECES	1032
CAMERON	1051	ORANGE	83
FORT BEND	669	POLK	49
GALVESTON	1184	SAN PATRICIO	124
HARRIS	11379	TYLER	24
HIDALGO	1971	VICTORIA	232
JACKSON	22	WHARTON	130
JASPER	89	WILLACY	73
JEFFERSON	627	Grand Total	20396

Network 14 Expectations



- **Ensure** that patients that have medical special needs, little or no social/family support and few resources to care for themselves in difficult settings are registered for evacuation assistance with the state (STEAR).



Network 14 Expectations



- **Ascertain where your patients plan to evacuate and plan ahead for transient dialysis with affiliated facilities.**
- **Plan to use evacuating staff** to assist with the provision of transient dialysis whenever possible.
- **Contact local hospital(s) to:**
 - Coordinate prevention of unnecessary ER visits for access to needed routine dialysis
 - Establish a communication system to coordinate with your facility for non-emergent dialysis for your patients

Network 14 Expectations



Facilities that are not in a hurricane area but are on Evacuation Routes should:

- **Review the maps** to determine if Evacuation Routes come through or nearby your city.
- **Plan for a surge** in dialysis treatments.
- **Discuss and plan NOW with your staff** how you will meet the need of the evacuating patients should the need arise.
- Be sure to have **extra supplies** on hand.

Network 14 Expectations

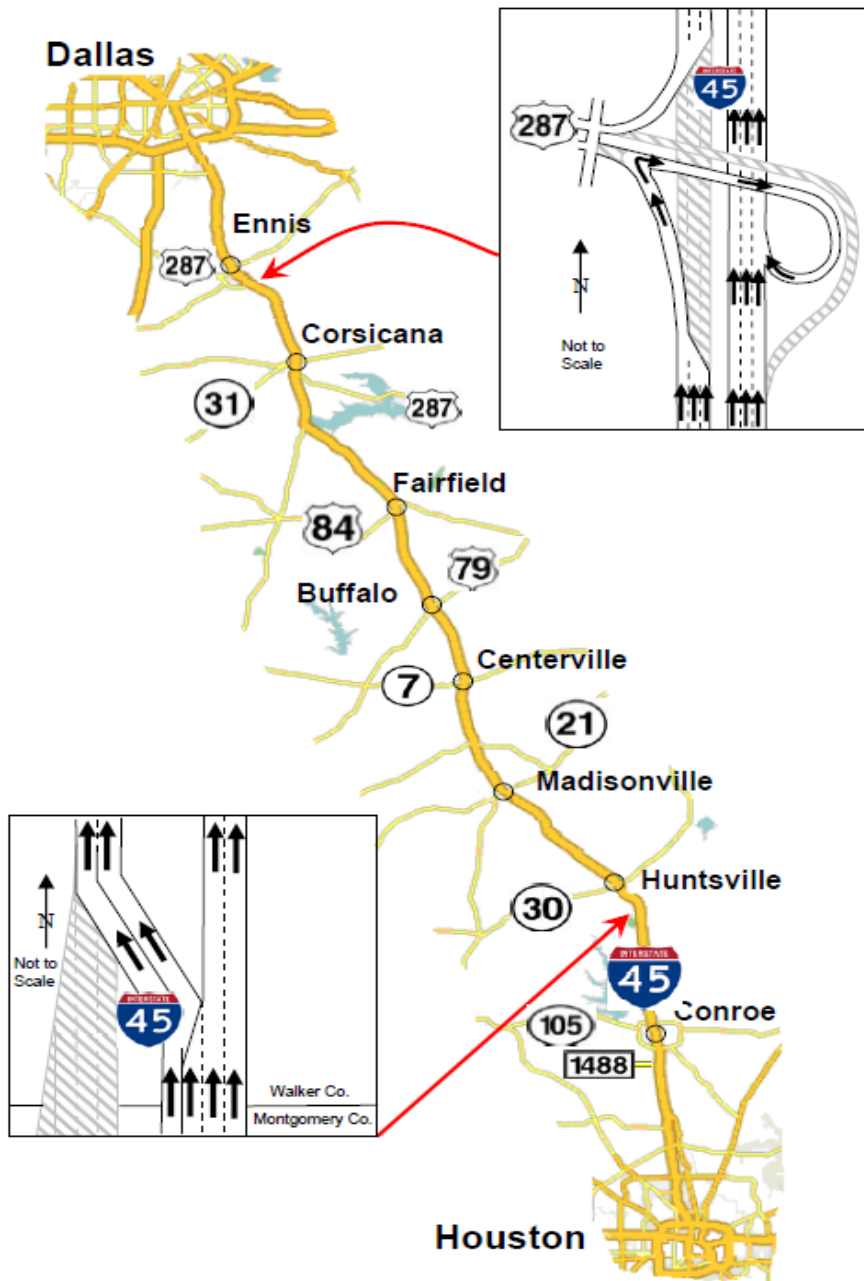


All facilities update EMSYstem in real time during disasters

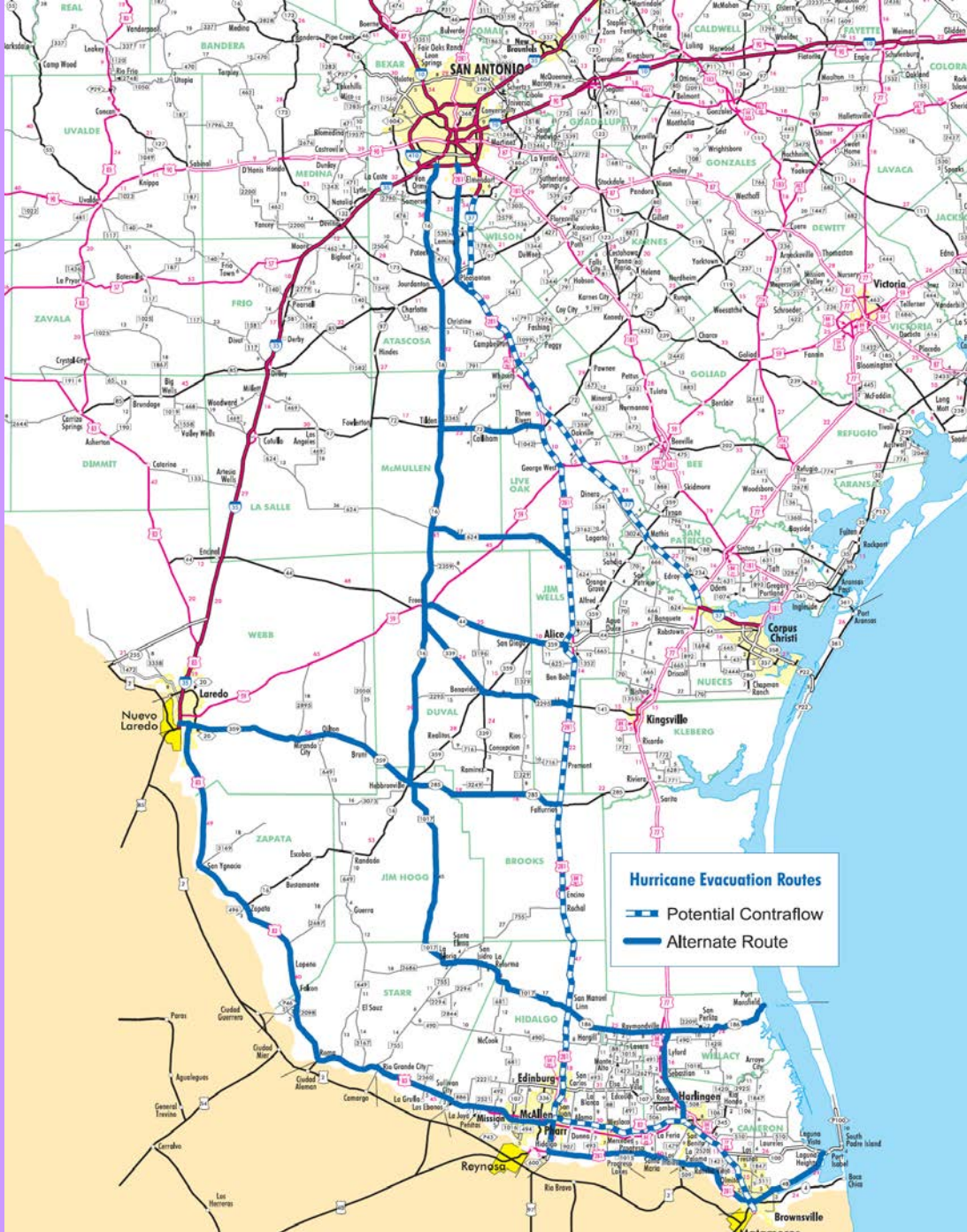
- In the event of a Hurricane that requires a mandatory evacuation, Contra-flow routes will be employed in most areas that will force people to follow certain routes.
- During a coastal hurricane evacuation, **San Antonio** is the hub and primary destination for those evacuating on state transportation who are in need of medical sheltering.

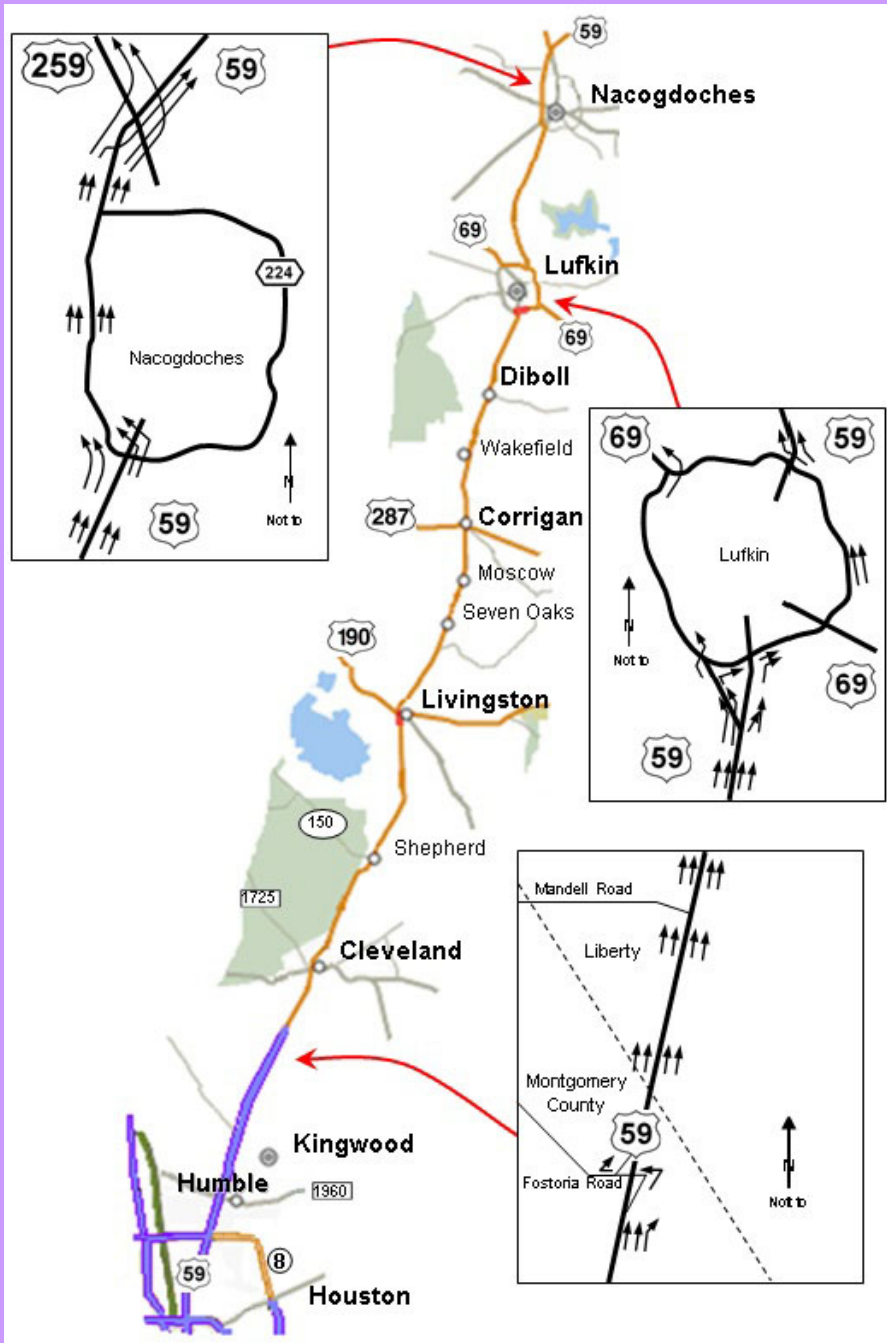
Medical Shelter sites

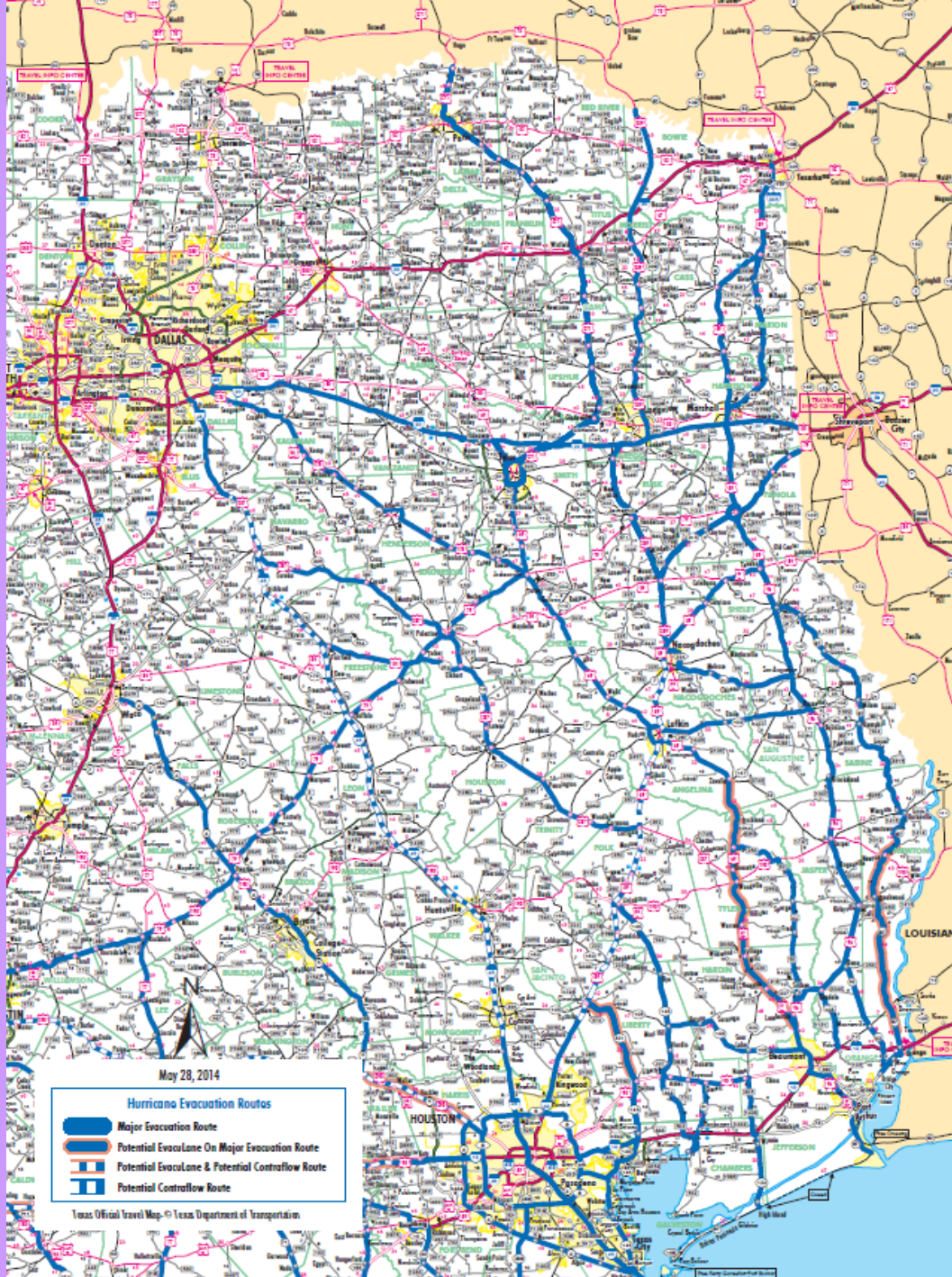
- There is also contingency capacity at pre-identified medical shelter sites:
 - Tyler,
 - Bryan-College Station,
 - Austin, and
 - Laredo.
- These secondary locations offer medical sheltering for point-to-point evacuees and may shelter some individuals with medical needs who self-evacuate.



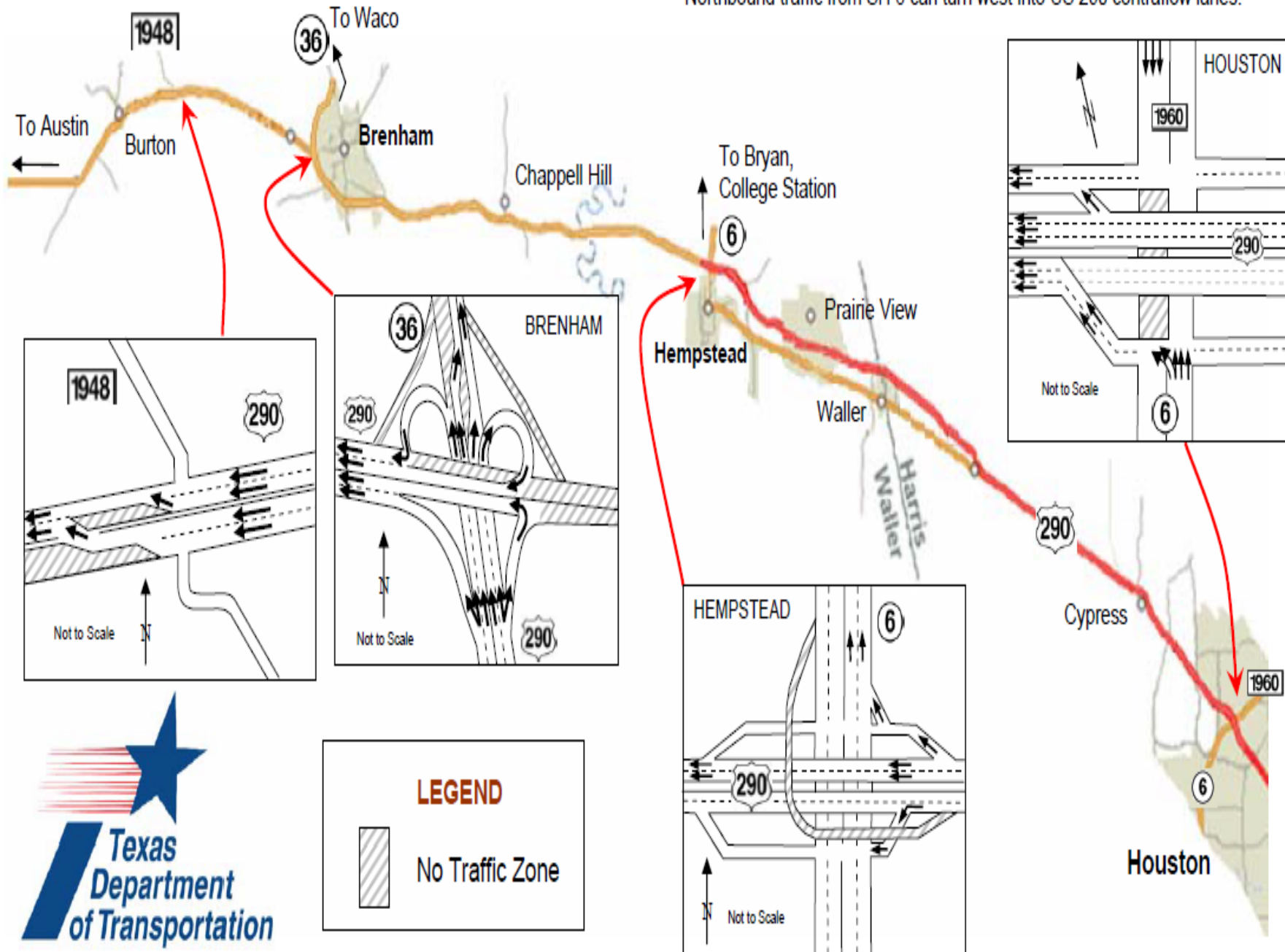









Northbound traffic from SH 6 can turn west into US 290 contraflow lanes.



LEGEND

 No Traffic Zone

Network 14 Expectations



- **Complete disaster preparations**
- **Educate patients** for disaster readiness on at least the following:
 - 3 Day Disaster Diet* & that if they adhere, they can safely go longer than usual between dialysis sessions
 - Symptoms when they do need emergency dialysis and what to do
 - Medications list and medications to take with them
 - How to determine if their unit is open after disaster
 - Use of State of Texas 211 System for evacuation of persons with Medical Special Needs that have no transportation (information enclosed)

Network 14 Expectations



- **Provide emergency records** for evacuation
 - Most recent treatment sheet MARKED- ***ORIGINAL SEND WITH PATIENT*** and highlighted in yellow if possible.
 - Physician Orders
 - Medication List
 - Most recent Labs including Hepatitis status & Tb testing
 - A template for emergency records can be found on our website*

<http://www.esrdnetwork.org/disaster-planning/index.asp>

Disaster resources

Network 14 Expectations



- **Provide pre-evacuation HD treatment** even if only a short 1-2 hour treatment can be provided. This is critical to successful and safe evacuation for patients.
- **Arrange transient dialysis in advance** in evacuation situations whenever possible. This requires:
 - Advance agreements with sister and other facilities
 - Knowledge of patients' evacuation plans and contact information. Keep this information for your records.
- **Contact the Emergency Operations Center** in your city to personally inform them of the dialysis unit and the special needs population.

Network 14 –Our heros



Questions?

Contact Information



TEEC Co- Chairpersons

David Ramirez– VP of Operations– Dialyspa

david.ramirez@dialyspa.com – 713-218-6500

Mikki Ward-



Jason Simmington– Qi Specialist– ESRD Network of Texas

jsimmington@nw14.esrd.net - 469-916-3806

Save the Dates!

- Statewide Drill August 2014
- ESRD Network Annual Meeting – October 24 – 25, 2014 at the Omni Mandalay in Las Colinas, TX. For more information visit:
<http://www.esrdnetwork.org/network/annual-meeting.asp>

Please Complete the Evaluation