

# Shop Talk: NHSN Updates & Technical Assistance

Welcome!

- All lines are muted, so please ask your questions in Q&A
- For technical issues, chat to the ‘Technical Support’ Panelist
- Please actively participate in polling questions that will pop up on the lower righthand side of your screen

*We will get started shortly!*



**Quality Improvement Organizations**

Sharing Knowledge. Improving Health Care.  
CENTERS FOR MEDICARE & MEDICAID SERVICES



The Quality Improvement Services Group of  
ALLIANT HEALTH SOLUTIONS

# Shop Talk: COVID-19 Vaccine Data Submissions into NHSN



May 20, 2021

Presented By:

Marilee Johnson, MBA, MT (ASCP)

Infection Prevention Technical Advisor



# Marilee Johnson, MBA, MT (ASCP)

## INFECTION PREVENTION TECHNICAL ADVISOR

Marilee is a health professional with experience in public health epidemiology, infection prevention, and clinical microbiology. Recently, she worked with nursing homes through a national CDC project to reduce *C. difficile* infections. She continues to support nursing homes with reporting infections into the National Healthcare Safety Network and reducing health acquired infections.

Marilee loves gardening, hiking, reading, yoga, and spending time with her family.

[marilee.johnson@allianthealth.org](mailto:marilee.johnson@allianthealth.org)



# Amy Ward, MS, BSN, RN, CIC

## INFECTION PREVENTION SPECIALIST

Amy is a registered nurse with a diverse background in acute care nursing, microbiology, epidemiology and infection control. She is passionate about leading and mentoring new and future infection preventionists in their career paths and assisting them in reducing healthcare associated infections across the continuum of care.

Amy enjoys spending time with family. She loves all the time she can get outdoors camping, bicycling and running.

Contact:

[Amy.Ward@AlliantHealth.org](mailto:Amy.Ward@AlliantHealth.org)



# Objectives

At the end of this session, the participant will be able to:

- Understand the expectations & timeline of the new mandate to submit the therapeutic treatment data and COVID-19 vaccine rates for staff and residents into NHSN.
- Calculate the vaccine rate for your facility
- Submit COVID-19 vaccine data for staff and residents into NHSN.
- Update the Bar Graph of the Percentage Vaccinated each week.
- Join the Alliant Quality NHSN Data group.

# Recent Updates

4-27-2021 – QSO-20-28-...Long-Term Care (LTC) Facility Testing Requirements and Revised COVID19 Focused Survey Tool

<https://www.cms.gov/files/document/qso-20-38-nh-revised.pdf>

4-2021 Updated Resident Therapeutics Form and Table of Instructions

<https://www.cdc.gov/nhsn/pdfs/covid19/lpcf/57.158-toi-508.pdf>

5-6-2021 QSO-20-29- Interim Final Rule Updating Requirements for Notification of Confirmed and Suspected COVID-19 Cases Among Residents and Staff in Nursing Homes

<https://www.cms.gov/files/document/qso-20-29-nh.pdf>

**5-11-2021 QSO-21-19-NH Interim Final Rule - COVID-19 Vaccine Immunization Requirements for Residents and Staff** <https://www.cms.gov/files/document/qso-21-19-nh.pdf>

5-2021 - Updated COVID-19 Vaccine Data Collection Form and Instructions & CSV File

<https://www.cdc.gov/nhsn/ltc/weekly-covid-vac/index.html>

# NHSN Reporting Pathways

- CMS Required Pathways
  - Staff and Personnel Impact
  - Resident Impact
  - Supplies & PPE
  - Ventilator Capacity and Supplies
  - COVID-19 Therapeutics
  - COVID-19 Vaccination for HCW and Residents
- Optional Pathways (Strongly Encouraged)
  - Influenza Vaccination
  - POC Testing

Weekly reporting  
(within 7 days)  
*except* POC testing  
required within 24  
hours of result

New



# NHSN Vaccine Module Resources

<https://www.cdc.gov/nhsn/ltc/weekly-covid-vac/index.html>

- Bookmark this page!!
  - Table of Instructions
  - NHSN Training Slides
  - Data Tracking worksheets
  - Instructions for reports

Revised Tracking Worksheet  
...Coming Soon

## Weekly HCP & Resident COVID-19 Vaccination

Weekly COVID-19 Vaccination Data Reporting

Long-term care facilities can track weekly COVID-19 vaccination data for residents and healthcare personnel (HCP) through NHSN.

## Training

- [Reporting Weekly COVID-19 Vaccination Data - December 2020](#) [PDF - 1 MB]  
Training slides covering weekly COVID-19 vaccination data reporting for residents and healthcare personnel.

## Data Collection Forms and Instructions

All Data Collection Forms are Print-only

- [Weekly COVID-19 Vaccination Summary Form for Residents at LTCFs \(57,218\) - March 2021](#) [PDF - 100 KB]
  - [Table of Instructions](#) [PDF - 200 KB]
- [Weekly COVID-19 Vaccination Summary Form for Healthcare Personnel at LTCFs \(57,219\) - March 2021](#) [PDF - 150 KB]
  - [Table of Instructions](#) [PDF - 200 KB]

## Supporting Materials

- [Uploading Group COVID-19 .CSV Data Files - March 2021](#) [PDF - 1 MB]
- [.CSV File Template for Resident COVID-19 Vaccination Data - March 2021](#) [CSV - 2 KB]
- [.CSV File Template for Healthcare Personnel COVID-19 Vaccination Data - March 2021](#) [CSV - 2 KB]
- [Weekly COVID-19 Vaccination Data Reporting Guidance - December 2020](#) [PDF - 200 KB]
- [Data Tracking Worksheet for COVID-19 Vaccination among Residents - December 2020](#) [XLS - 600 KB]
- [Data Tracking Worksheet for COVID-19 Vaccination among Healthcare Personnel - December 2020](#) [XLS - 600 KB]
- [Line Lists of COVID-19 Vaccination Data - February 2021](#) [PDF - 600 KB]
- [Bar Charts of COVID-19 Vaccination Data - February 2021](#) [PDF - 800 KB]



## Definition of Vaccine Rate

Resident Vaccine Rate: Add together the # of residents in your building who have been vaccinated and divide by the total # occupied beds (residents who were in your building at least 1 day).

Occupied beds= 25

Number of residents fully vaccinated =20

$$20 \div 25 = 0.8 = 80\%$$

## Definition of Staff Vaccine Rate

Staff Vaccine Rate: Add up the total number of staff who have been fully vaccinated and divide by the total staff who were eligible to work 1 day.

75 staff fully vaccinated

100 staff eligible to work 1 day that week

= 75% vaccinated



# **Weekly COVID-19 Vaccine Reporting Tutorial**

# Tracking and preparing your data

- NHSN Tracking Worksheet

<https://www.cdc.gov/nhsn/ltc/weekly-covid-vac/index.html>

*Revised Tracking Worksheet  
...Coming Soon*

<b>Healthcare Personnel COVID-19 Vaccination Cumulative Summary for Long-Term Care Facilities TRACKING WORKSHEET</b>	*Facility ID#:	59979
	Vaccination type:	COVID_19
	*First day of Reporting Week (Monday):	3/29/2021
	Last day of the reporting week (Sunday):	4/4/2021

Enter your Facility ID Here

Select the Monday of the start of the week you are reporting

Last day of the reporting week automatically populated

*HCP Start of Employment Date (Enter Date)	HCP End of Employment Date (Enter Date)	HCP Last Name (Enter name)	HCP First Name (Enter name)	Unique HCP Identifier (Enter DOB, License #, etc.)	*Vaccinated with Dose 1 (Enter date of vaccination 1)	*Dose 1 Vaccine Name (choose from drop-down)	*Vaccinated with Dose 2 (Enter date of vaccination 2)	*Dose 2 Vaccine Name (choose from drop-down)	*Adverse Event Noted This Week? (Enter date of event)	*Contra-Indication Noted (Enter date of Contra-Indication)	Declined COVID Vaccine (Enter date of Declination)	Vaccinated at Another Location? Select:	History of laboratory positive COVID-19? select Yes or Leave	Employee or Non-Employee?
1/1/1921	2/1/2021	Thehands	Washup	1234	1/15/2021	Moderna	2/15/2021	Moderna				NO		
1/22/1956	2/28/2021	Mask	Wearyour	4321	1/15/2021	Moderna	2/15/2021	Moderna				NO		
6/28/1985		Distance	Physical	1342	1/15/2021	Moderna	2/15/2021	Moderna				NO		
6/30/1999		Surfaces	Disinfect	2341	2/15/2021	Moderna	3/15/2021	Moderna				NO		
2/15/2012		PPEproper	Wearthe	2231	2/15/2021	Moderna	3/15/2021	Moderna				NO		
9/16/2015		NHSNusers	Add	2241	2/15/2021	Moderna	3/15/2021	Moderna				NO		
8/25/2020	9/15/2020	Vaccinatedata	Report	2351							1/15/2021	NO		
9/25/2020		Vaccination	Encourage	1523							1/15/2011	NO		

J & J vaccine will be added soon

# Tracking worksheet auto-fills into the Reporting Summary Worksheet

Healthcare Personnel COVID-19 Vaccination Cumulative Summary for Long-Term Care Facilities TRACKING WORKSHEET	
Facility ID#:	59979
Vaccination type: COVID-19	COVID_19
Week of data collection first day (Monday):	3/29/2021
Week of data collection last day (Sunday):	4/4/2021
Date Last Modified:	

Cumulative Vaccination Coverage	Healthcare Personnel (HCP) Categories (Optional)						
	* All HCP (Total)	Ancillary Services	Nurse	Aid, Assistant, or Technician	Therapist	Physician or Licensed Independent Practitioner	Other HCP
1. *Number of HCPs working in this facility for at least 1 day during the week of data collection	5	0	0	0	0	0	0
2. *Cumulative number of HCPs in Question #1 who have received COVID-19 vaccine(s) at this facility or elsewhere:							
2.1. Only dose 1 of Pfizer-BioNTech COVID-19 vaccine	0	0	0	0	0	0	0
2.2. Dose 1 and dose 2 of Pfizer-BioNTech COVID-19 vaccine	0	0	0	0	0	0	0
2.3. Only dose 1 of Moderna COVID-19 vaccine	0	0	0	0	0	0	0
2.4. Dose 1 and dose 2 of Moderna COVID-19 vaccine	4	0	0	0	0	0	0
3. Cumulative number of HCPs in Question #1 with other conditions:							
3.1 *Medical contraindication to COVID-19 vaccine	0	0	0	0	0	0	0
3.2. Offered but declined COVID-19 vaccine	1	0	0	0	0	0	0
3.3. Unknown COVID-19 vaccination status	0	0	0	0	0	0	0
3.4. History of laboratory-confirmed SARS-CoV-2	#VALUE!	0	0	0	0	0	0

- Worksheets available for both Healthcare workers and Residents
  - Eases burden of reporting
- Tip:** Save each week with the "week of data collection" in file name



identified this week

5.1. Pfizer-BioNTech COVID-19 vaccine

READ THIS - Instructions | TrackingWorksheet | **ReportingSummary** | (+)

# “SAVE AS” your tracking sheet each week

- Enter the name and date vaccinated
- Then “SAVE AS” the worksheet with the “last day” of the reporting week date. Keep the worksheets for documentation.

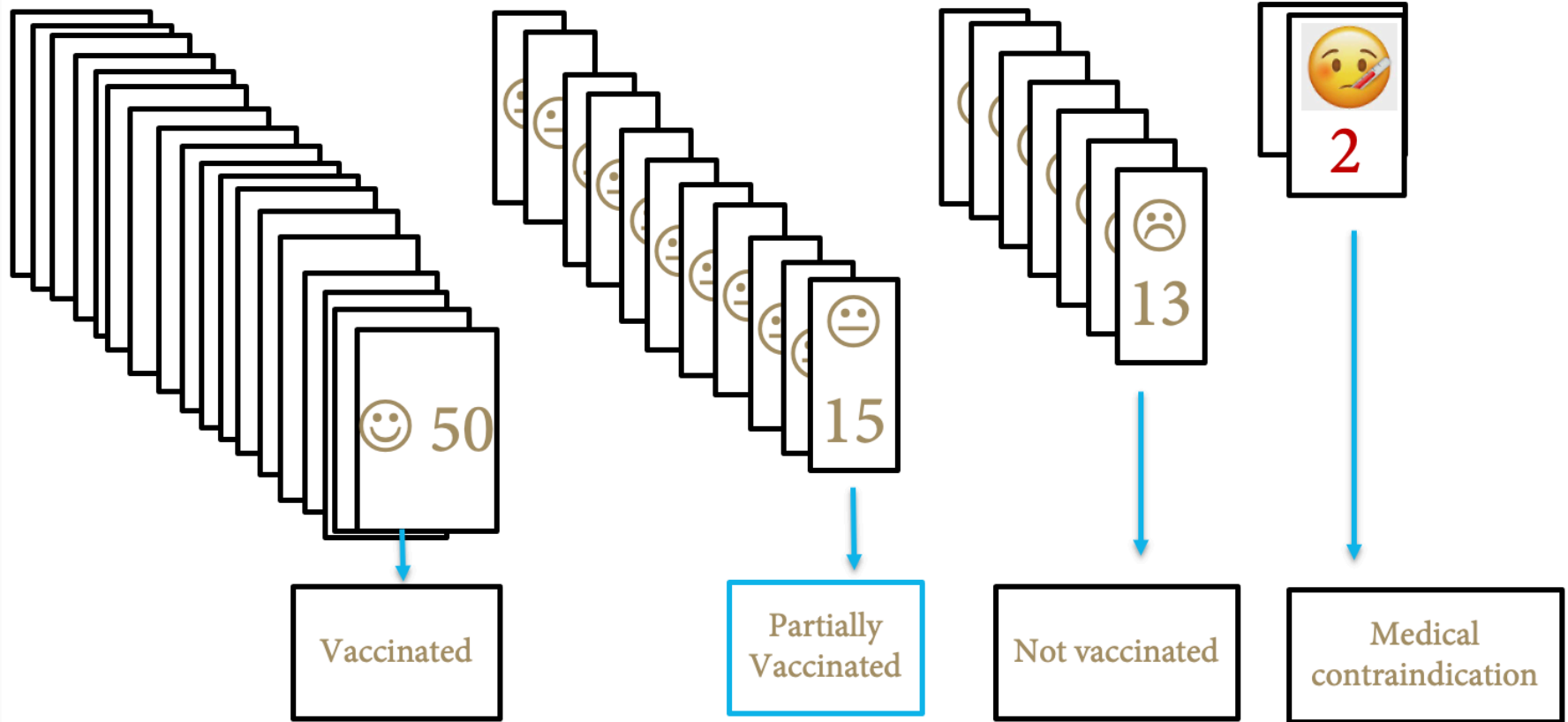
- CovVacSummary-05-30-21
- CovVacSummary-06-06-21
- **CovVacSummary-06-13-21**

Weekly COVID-19 Vaccination Cumulative Summary for Residents of Long-Term Care Facilities TRACKING WORKSHEET					*Facility ID#:		
					Vaccination type: COVID_19		
					*First day of Reporting Week (Monday): 5/17/2021		
					Last day of the reporting week (Sunday): 5/17/2021		
*Resident Admit Date	Resident Discharge Date	Resident Last Name (Enter name)	Resident First Name (Enter name)	Unique Patient Identifier (Enter DOB, Med Record #, etc.)	*Vaccinated with Dose 1 (Enter date of vaccination 1)	*Dose 1 Vaccine Name (choose from drop-down)	*Vaccinated with Dose 2 (Enter date of vaccination 2)

# Vaccine Rate Math



# 4/30/21: 100 Bed Facility | 80 Beds Occupied



# 4/30/21 NHSN Submission:

## Make sure your math is correct before hitting save.

### Resident COVID-19 Cumulative Vaccination Summary for Long-Term Care Facilities

Date Created: 05/17/2021 3:05PM

\*Facility ID: 59979

\*Vaccination type: COVID19

\*Week of Data Collection: 04/26/2021 - 05/02/2021

\*Date Last Modified: 05/17/2021 3:05PM

#### Cumulative Vaccination Coverage

1. \*Number of residents staying in this facility for at least 1 day during the week of data collection

2. \*Cumulative number of residents in Question #1 who have received COVID-19 vaccine(s) at this facility or elsewhere

2.1 \*Only dose 1 of Pfizer-BioNTech COVID-19 vaccine

2.2 \*Dose 1 and dose 2 of Pfizer-BioNTech COVID-19 vaccine

Any completed COVID-19 vaccine series

3. Cumulative number of residents in Question #1 with other conditions:

3.1 \*Medical contraindication to COVID-19 vaccine

3.2. Offered but declined COVID-19 vaccine

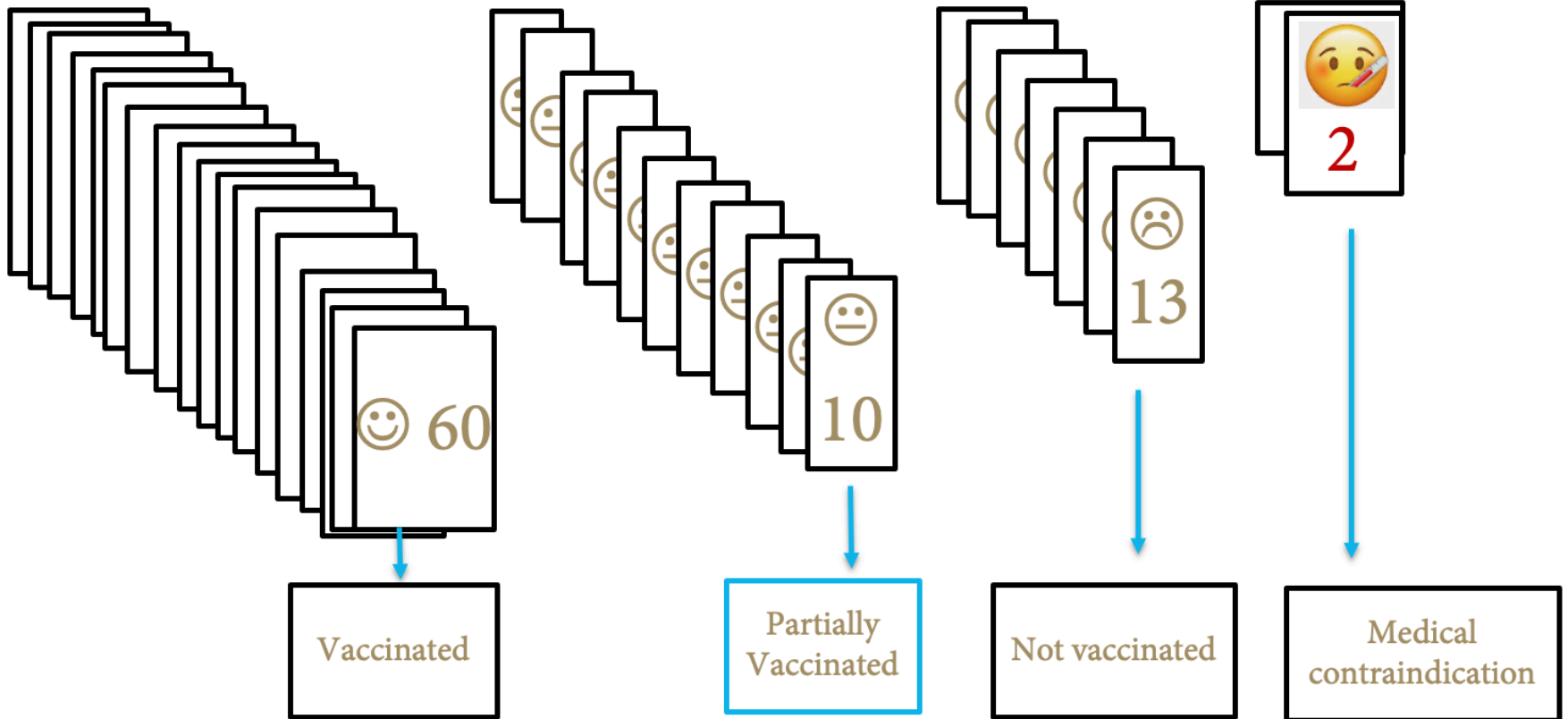
3.3. Unknown COVID-19 vaccination status

~~3.4. History of laboratory confirmed SARS-CoV-2 infection~~

COVID-19 Vaccine(s) Supply

$$80 = 15 + 50 + 2 + 13$$

# 5/7/21: 100 Bed Facility | 85 Beds Occupied



# 5/7/21: NHSN Data Submission

## Resident COVID-19 Cumulative Vaccination Summary for Long-Term Care Facilities

Date Created: 05/07/2021 10:27AM

\*Facility ID: 59979

\*Vaccination type: COVID19

\*Week of Data Collection: 05/03/2021 - 05/09/2021

\*Date Last Modified: 05/17/2021 3:14PM

### Cumulative Vaccination Coverage

1. \*Number of residents staying in this facility for at least 1 day during the week of data collection

2. \***Cumulative** number of residents in Question #1 who have received COVID-19 vaccine(s) at this facility or elsewhere

2.1 \*Only dose 1 of Pfizer-BioNTech COVID-19 vaccine

2.2 \*Dose 1 and dose 2 of Pfizer-BioNTech COVID-19 vaccine

Any completed COVID-19 vaccine series

3. **Cumulative** number of residents in Question #1 with other conditions:

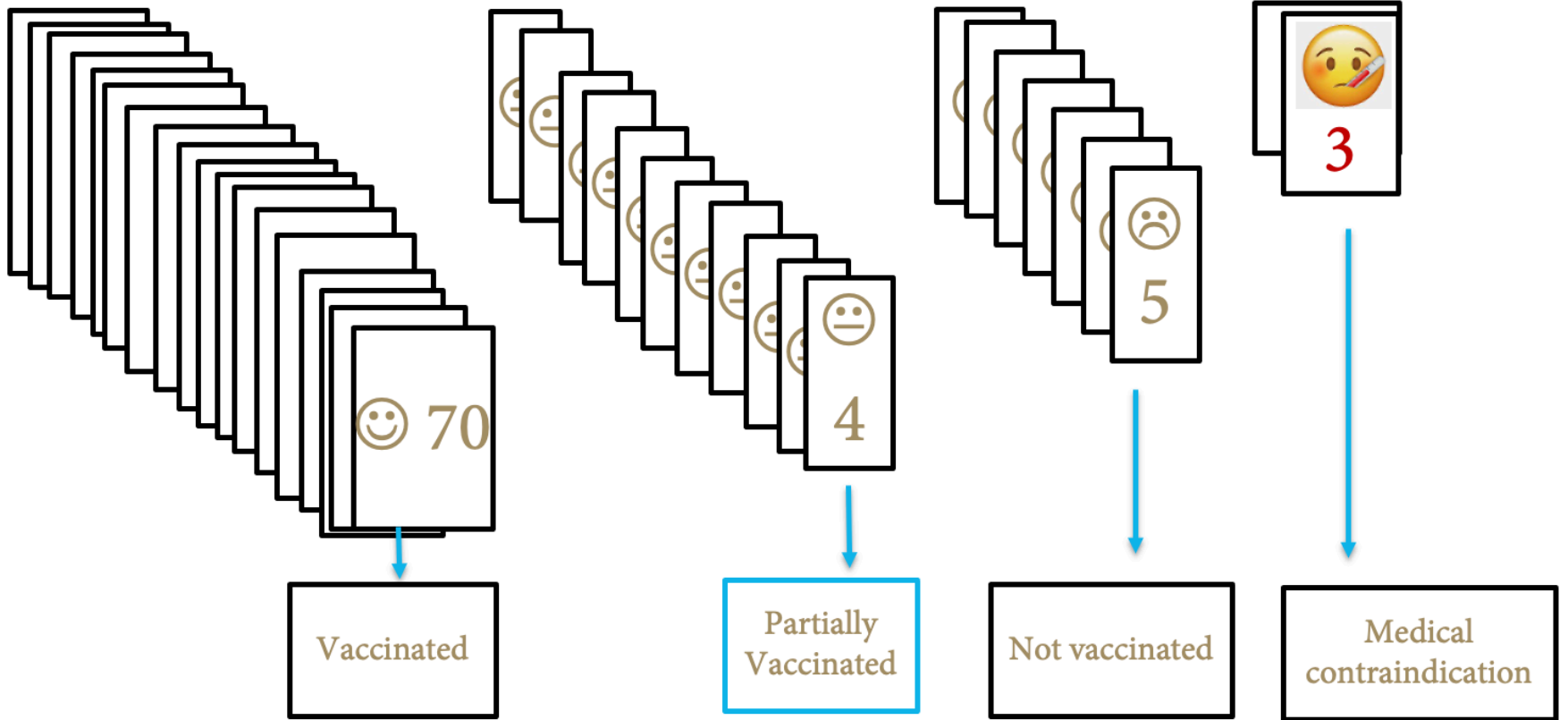
3.1 \*Medical contraindication to COVID-19 vaccine

3.2. Offered but declined COVID-19 vaccine

3.3. Unknown COVID-19 vaccination status

~~3.4. History of laboratory confirmed SARS-CoV-2 infection~~

# 5/14/21: 100 Bed Facility | 82 Beds Occupied






# 5/14/21 NHSN Data Submission

Date Created: 05/17/2021 3:22PM

\*Facility ID: 59979 \*Vaccination type: COVID19

\*Week of Data Collection: 05/10/2021 - 05/16/2021 \*Date Last Modified: 05/17/2021 3:24PM

## Cumulative Vaccination Coverage

1. *Number of residents staying in this facility for at least 1 day during the week of data collection	82
2. *Cumulative number of residents in Question #1 who have received COVID-19 vaccine(s) at this facility or elsewhere since December 2020	<input type="text"/>
 2.1 *Only dose 1 of Pfizer-BioNTech COVID-19 vaccine	4
 2.2 *Dose 1 and dose 2 of Pfizer-BioNTech COVID-19 vaccine	62
 2.5 *Dose of Janssen COVID-19 vaccine	8
Any completed COVID-19 vaccine series	70
3. <u>Cumulative number</u> of residents in Question #1 with other conditions:	
3.1 *Medical contraindication or exclusions to COVID-19 vaccine	3
3.2. Offered but declined COVID-19 vaccine	5
3.3. Unknown COVID-19 vaccination status	<input type="text"/>

## COVID-19 Vaccine(s) Supply

Please contact your state or local health jurisdiction if there is insufficient supply of COVID-19 vaccine available or if your facility is interested in becoming a COVID-19 vaccine provider.

## National Healthcare Safety Network

Percentage of LTC Residents Receiving Partial and Complete COVID-19 Vaccination

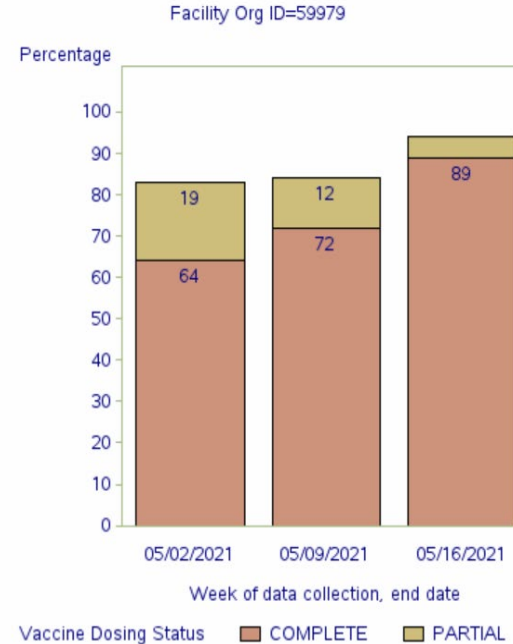
As of: May 17, 2021 at 3:46 PM

Date Range: LTC\_COVID19\_VACCSUM\_RES\_VC\_survWeekEnd

After and Including 04/27/2021

### Vaccine Rate Math & Graph of % Vaccinated

	5/2	5/9	5/16
Occ beds	80	85	82
Contraindications	2	2	3
Fully Vac.	50	60	70
% Math	50/78 =64%	60/83 =72%	70/79 = 89%



LTCF, Long-term care facility

\*Percentage of residents receiving partial vaccination = Number of residents receiving partial vaccination / (Total number of residents - Number of residents reported medical contraindications)

\*Percentage of residents receiving complete vaccination = Number of residents receiving complete vaccination / (Total number of residents - Number of residents reported medical contraindications)

Data contained in this report were last generated on May 17, 2021 at 3:37 PM to include all data.



# Exclusions from Total

*Automatically calculated for you in the tracking sheet /NHSN*

*Exclusions Total occupied beds(100) – contraindication (3) = 97  
is used for calculation*

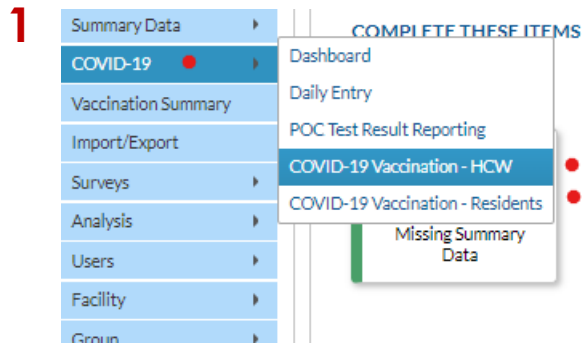
*– Medical contraindications include*

- severe allergic reaction (e.g., anaphylaxis) after a previous dose or to a component of the COVID-19 vaccine.*
- receiving monoclonal antibodies or convalescent plasma as part of COVID-19 treatment in the previous 90 days,*
- current quarantine or isolation for known SARSCoV-2 infection, and receipt of another vaccine in the previous 14 days.*

*Please see the most up-to-date list of contraindications and exclusions here:*

*<https://www.cdc.gov/vaccines/covid-19/info-byproduct/clinical-considerations.html>*

# Submit Data Weekly to NHSN ( & within 7 days)



2

Flu Vaccine: Residents Flu Vaccine: HCW COVID-19 Vaccine: HCW COVID-19 Vaccine: Residents

Healthcare Personnel COVID-19 Cumulative Vaccination Summary for Long-Term Care Facilities

Facility ID: 59979 Vaccination type: COVID-19  
Week of Data Collection: 03/08/2021 - 03/14/2021 Date Last Modified: 03/12/2021

Cumulative Vaccination Coverage

	All HCP (Total)
1. Number of HCP that were eligible to have worked at this healthcare facility for at least 1 day during the week of data collection	200
2. Cumulative number of HCP in Question #1 who have received COVID-19 vaccine(s) at this facility or elsewhere: Add vaccine:	
2.3 Only dose 1 of Moderna COVID-19 vaccine	20
2.4 Dose 1 and dose 2 of Moderna COVID-19 vaccine	80
Any completed COVID-19 vaccine series	80
3. Cumulative number of HCP in Question #1 with other conditions:	
3.1 Medical contraindication to COVID-19 vaccine	0

3

4. For the current reporting week, please describe the availability of COVID-19 vaccine(s) for your facility's HCP:

4.1. \* Is your facility enrolled as a COVID-19 vaccination provider?

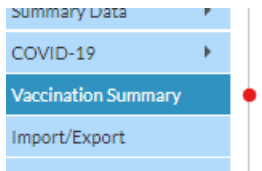
4.2. \* Did your facility have a sufficient supply of COVID-19 vaccine(s) to offer all HCP the opportunity to receive COVID-19 vaccine(s)?

**Data Integrity is so Important – Please be sure to read the table of instructions!!!**

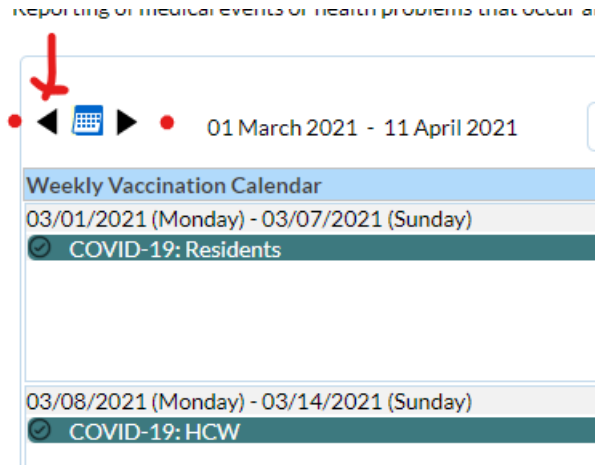
- HCW - <https://www.cdc.gov/nhsn/forms/instr/57.219-toi-508.pdf>
- Resident - <https://www.cdc.gov/nhsn/forms/instr/57.219-toi-508.pdf>

# What if I put the wrong numbers in last week?

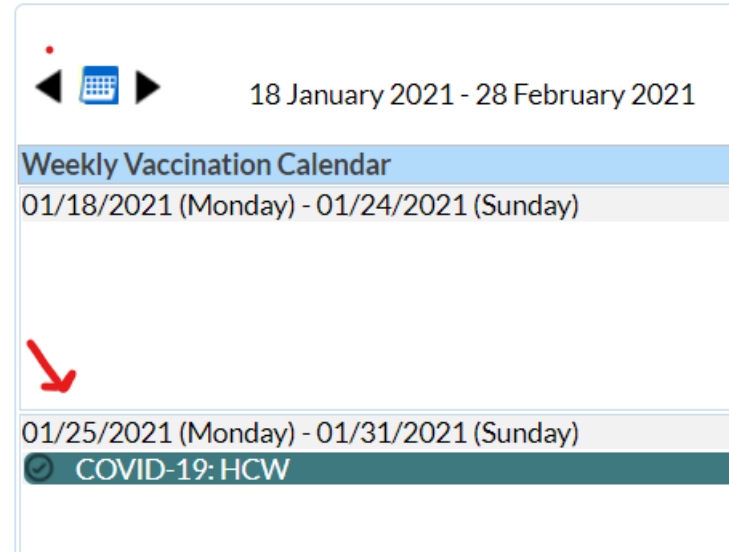
1



2



3



## Vaccination Summary

- Navigate to the entry you wish to change
- Click on the data tab

# What if I put the wrong numbers in last week?

Click in the box to edit your numbers.  
And don't forget to SAVE!

**Edit Vaccine Data**

Flu Vaccine: Residents | Flu Vaccine: HCW | **COVID-19 Vaccine: HCW** | COVID-19 Vaccine: F

Healthcare Personnel COVID-19 Cumulative Vaccination Summary for Long-Term Care Facilities

\* Facility ID: 59979      \* Vaccination type: COVID19  
\* Week of Data Collection: 01/25/2021 - 01/31/2021      \* Date Last Modified: 03/08/2021

Cumulative Vaccination Coverage

	*All HCP (Total)	Ancillary services employees <sup>a</sup>	Nurse employees <sup>b</sup>	Aide, assistant, and technician employees <sup>c</sup>
1. * Number of HCP that were eligible to have worked at this healthcare facility for at least 1 day	<input type="text" value="80"/>	<input type="text"/>	<input type="text"/>	<input type="text"/>

“Date Last Modified” will be automatically updated when edits are made.

Save Cancel

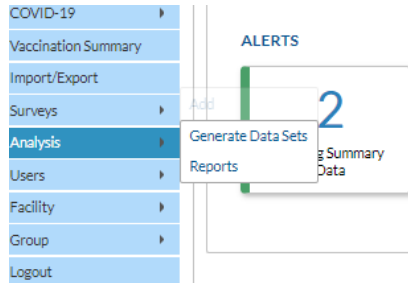
# NHSN Vaccine Reports Staff and Residents

Analysis Generate Data Sets>Reports>

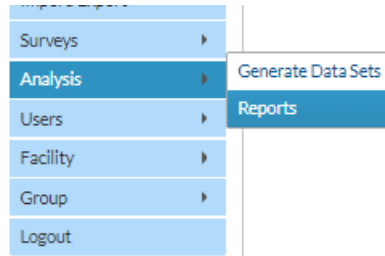
COVID-19 Module>COVID-19 Vaccination

Select a report>Run Report

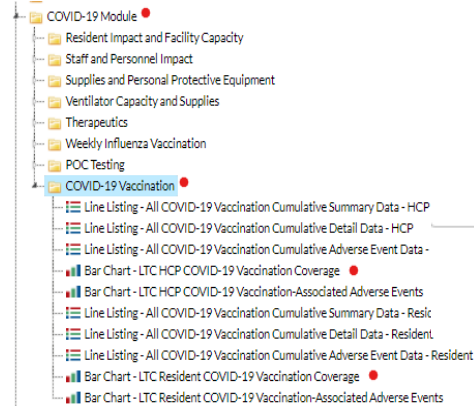
1



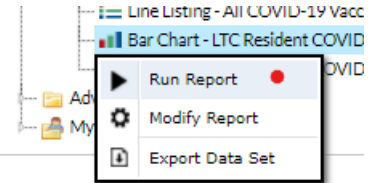
2



3



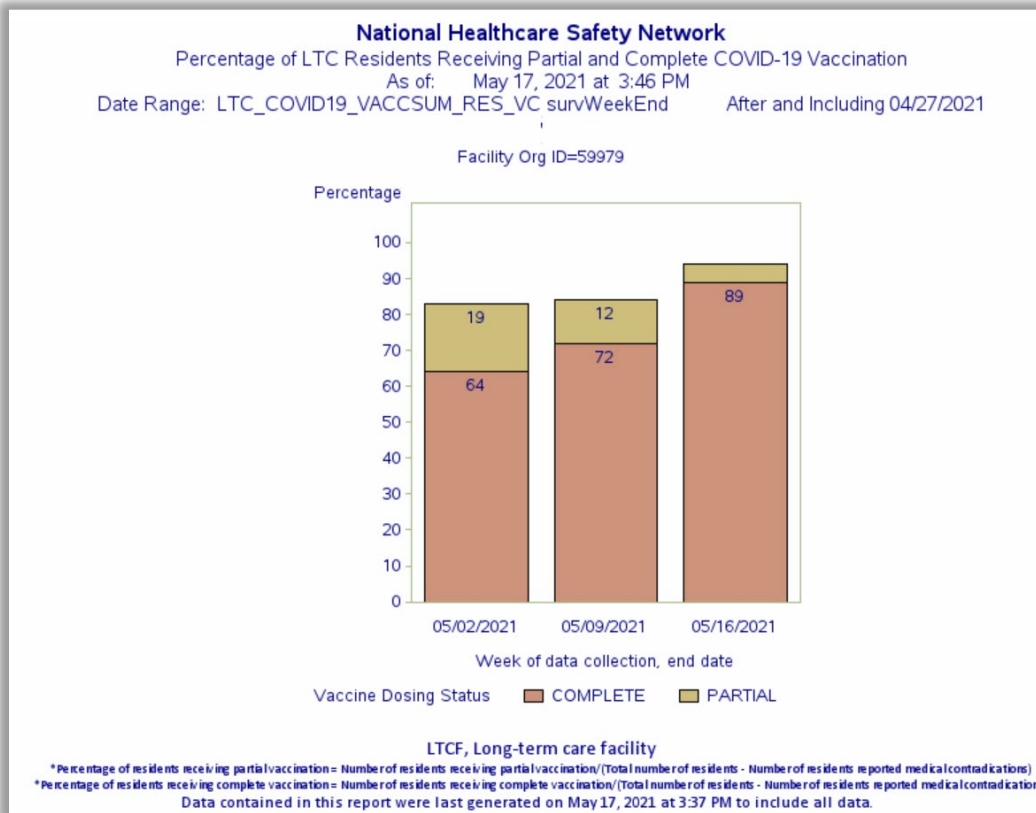
4



# NHSN Line Listing – All Vaccination Summary Data

Facility Org ID	Type of Vaccination	Week of data collection, start date	Week of data collection, end date	Number of residents staying in this facility for at least 1 day during the week of data collection	Cumulative number of Residents who completed COVID-19 vaccine(s) dose at this facility or elsewhere	Cumulative number of Residents who have started but not completed COVID-19 vaccine(s) at this facility or elsewhere	Medical contraindication	Offered but declined	Unknown vaccination status	Percentage of persons who have received a partial vaccination against SARS-CoV2 <small>NOTE: this measure would exclude vaccines that require only a single dose)</small>	
59979	COVID19	04/26/2021	05/02/2021	80	50	15	2	13	.	64.103	19.231
59979	COVID19	05/03/2021	05/09/2021	85	60	10	2	13	.	72.289	12.048
59979	COVID19	05/10/2021	05/16/2021	82	70	4	3	5	.	88.608	5.063

# NHSN Bar Chart of COVID-19 Vaccinations





# Consider Displaying Your Facility Rates

Example: Week Ending May 16

STAFF

80%



Target >75%

RESIDENT

89%



Target >70%

County Positivity Rate

9%



TARGET <10%

# Vaccine Reporting Schedule

**When does the "7 day" capture period start and when does that info have to be entered?**

Reporting week runs Monday through Sunday.

May 10<sup>th</sup>-May 16<sup>th</sup>

May 17<sup>th</sup>-May 23<sup>nd</sup>

May 23<sup>rd</sup>-May 30<sup>th</sup>

May 31-June 6<sup>th</sup>

**June 7<sup>th</sup>-13<sup>th</sup> Mandatory reporting weekly to include therapeutic AND vaccine rates for staff and residents.**

June 14-20<sup>th</sup> and so forth

Each week, you must report the current week's data by midnight on Sunday. So you can report any day prior (*within the 7 days*). *And you can edit as needed the following week.*

# COVID-19 Vaccination summary

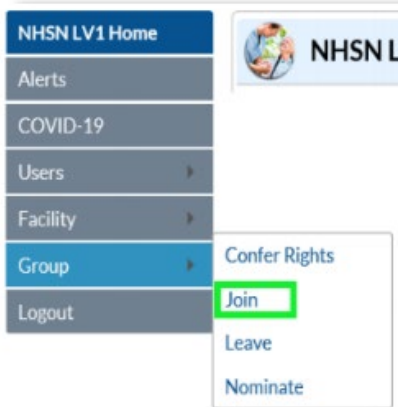
- ❑ Report Vaccine Rates Weekly for Residents & Staff
  - (At least every 7 days)
  - By Sunday
- ❑ Continue to work with your pharmacy to educate & complete vaccinations for **all** staff, residents & *new* admissions.
- ❑ Print out vaccine rates in NHSN each week to ensure compliance.

<https://www.cdc.gov/nhsn/ltc/weekly-covid-vac/index.html>  
<https://covid.cdc.gov/covid-data-tracker/#vaccinations>  
<https://www.cdc.gov/coronavirus/2019-ncov/vaccines/index.html>  
<https://www.cdc.gov/nhsn/pdfs/ltc/covidvax/weekly-covid-reporting-508.pdf>  
[https://www.cdc.gov/mmwr/volumes/70/wr/mm7005e2.htm?s\\_cid=mm7005e2\\_x](https://www.cdc.gov/mmwr/volumes/70/wr/mm7005e2.htm?s_cid=mm7005e2_x)

# Join & Confer Rights to Alliant Quality

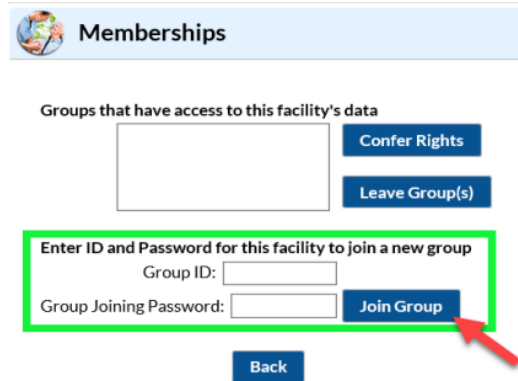
Group Name: Alliant Quality-LTC

Group ID: 83378      Joining Password: Alliant20!



NHSN LV1 Home

- Alerts
- COVID-19
- Users
- Facility
- Group
  - Confer Rights
  - Join
  - Leave
  - Nominate
- Logout



Memberships

Groups that have access to this facility's data

[Confer Rights](#)

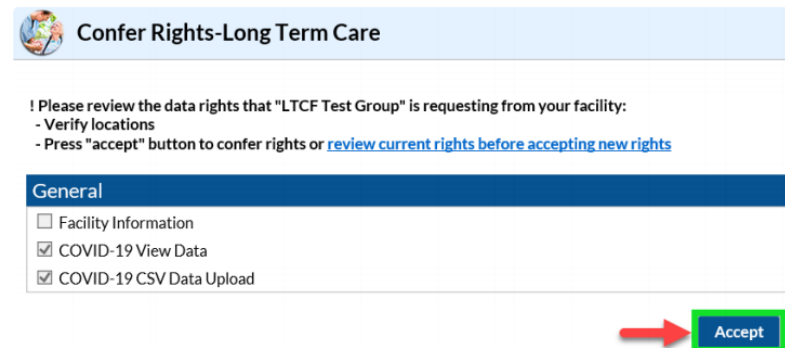
[Leave Group\(s\)](#)

**Enter ID and Password for this facility to join a new group**

Group ID:

Group Joining Password:  [Join Group](#)

[Back](#)



Confer Rights-Long Term Care

! Please review the data rights that "LTCF Test Group" is requesting from your facility:  
- Verify locations  
- Press "accept" button to confer rights or [review current rights before accepting new rights](#)

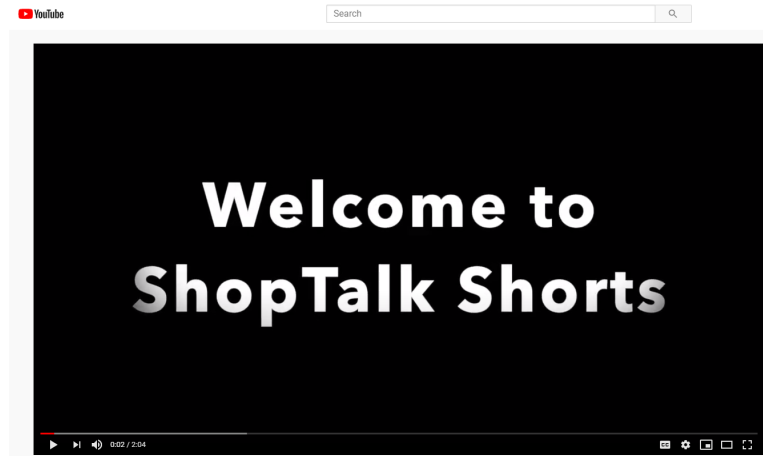
**General**

- Facility Information
- COVID-19 View Data
- COVID-19 CSV Data Upload

[Accept](#)

[https://www.alliantquality.org/wp-content/uploads/2020/12/TO1\\_NHSNGroups\\_12SOW-AHSQIN-QIO-TO1NH-20-391\\_508.pdf](https://www.alliantquality.org/wp-content/uploads/2020/12/TO1_NHSNGroups_12SOW-AHSQIN-QIO-TO1NH-20-391_508.pdf)

# Shop Talk Shorts YouTube Channel



\*NEW\*

- How do you find out who has access and rights for your facility account?
- I used my grid card at my previous facility. Can I use it to access my new facility?
- My administrator added me as a user to our facility's NHSN account, but I can't login.

<https://www.youtube.com/playlist?list=PLXWmxni-xNHspWHhLLIrrqcLGlzXZPljIF>

# Mark Your Calendar!



Shop Talk 3<sup>rd</sup> Thursdays at 2pm ET

Registration Links:

June 17<sup>th</sup> : <https://bit.ly/39s2iCz>

July 25<sup>th</sup>: <https://bit.ly/3hyRveQ>

Visit our website for More info:

<https://www.alliantquality.org/topic/shop-talks/>

# Questions?

Please put your  
questions into the Q  
& A.



# Thank You for Your Time!

## Contact the Patient Safety Team



Marilee H. Johnson, MBA, MT (ASCP)  
Technical Advisor, Infection Prevention  
[Marilee.Johnson@AlliantHealth.org](mailto:Marilee.Johnson@AlliantHealth.org) | 919.695.8331



Amy Ward, MS, BSN, RN, CIC  
Infection Prevention Specialist  
[Amy.Ward@AlliantHealth.org](mailto:Amy.Ward@AlliantHealth.org) | 678.527.3653



Melody Brown, MSM  
Aim Manager, Patient Safety  
[Melody.Brown@AlliantHealth.org](mailto:Melody.Brown@AlliantHealth.org) | 678.527.3466



# Making Health Care Better Together

ALABAMA • FLORIDA • GEORGIA • KENTUCKY • LOUISIANA • NORTH CAROLINA • TENNESSEE



@AlliantQualityOrg



Alliant Quality



@AlliantQuality



Alliant Quality

This material was prepared by Alliant Quality, the quality improvement group of Alliant Health Solutions (AHS), the Medicare Quality Innovation Network - Quality Improvement Organization for Alabama, Florida, Georgia, Kentucky, Louisiana, North Carolina, and Tennessee, under contract with the Centers for Medicare & Medicaid Services (CMS), an agency of the U.S. Department of Health and Human Services. The contents presented do not necessarily reflect CMS policy. Publication No. 12SOW-AHSQIN-QIO-TO1NH-21-639



**Quality Improvement Organizations**

Sharing Knowledge. Improving Health Care.  
CENTERS FOR MEDICARE & MEDICAID SERVICES

**ALLIANT QUALITY**

The Quality Improvement Services Group of  
ALLIANT HEALTH SOLUTIONS