

# Shop Talk: NHSN Updates & Technical Assistance

## Welcome!

- All lines are muted, so please ask your questions in Q&A
- For technical issues, chat to the 'Technical Support' Panelist
- Please actively participate in polling questions that will pop up on the lower right-hand side of your screen

*We will get started shortly!*



**Quality Improvement Organizations**

Sharing Knowledge. Improving Health Care.  
CENTERS FOR MEDICARE & MEDICAID SERVICES



The Quality Improvement Services Group of  
ALLIANT HEALTH SOLUTIONS

# COVID-19 Vaccine Reporting & Live Q& A with NHSN



July 15, 2021

Presented By:

Marilee Johnson, MBA, MT (ASCP)  
Infection Prevention Technical Advisor



# Marilee Johnson, MBA, MT (ASCP)

## INFECTION PREVENTION TECHNICAL ADVISOR

Marilee is a health professional with experience in public health epidemiology, infection prevention, and clinical microbiology. Recently, she worked with nursing homes through a national CDC project to reduce *C. difficile* infections. She continues to support nursing homes with reporting infections into the National Healthcare Safety Network and reducing health acquired infections.

Marilee loves gardening, hiking, reading, yoga, and spending time with her family.

Contact: [marilee.johnson@allianthealth.org](mailto:marilee.johnson@allianthealth.org)



# Amy Ward, MS, BSN, RN, CIC

## INFECTION PREVENTION SPECIALIST

Amy is a registered nurse with a diverse background in acute care nursing, microbiology, epidemiology and infection control. She is passionate about leading and mentoring new and future infection preventionists in their career paths and assisting them in reducing healthcare associated infections across the continuum of care.

Amy enjoys spending time with family. She loves all the time she can get outdoors camping, bicycling and running.

Contact: [Amy.Ward@AlliantHealth.org](mailto:Amy.Ward@AlliantHealth.org)



# The Weekly COVID19 Vaccination Modules Team

National Healthcare Safety Network (NHSN)  
NCEZID, Division of Healthcare Quality Promotion (DHQP)  
Centers for Disease Control and Prevention

**Panelists for the webinar will be:**

**Suparna Bagchi, MSPH, DrPH**  
**Heather Dubendris, MSPH**  
**Elizabeth Kalayil, MPH**  
**Monica Schroeder, MPH, CPH**

Email: [nhsn@cdc.gov](mailto:nhsn@cdc.gov)



**NHSN**

NATIONAL HEALTHCARE  
SAFETY NETWORK

# Objectives

At the end of this session, the participant will be able to:

- Review the CMS requirements and timeline for submitting data into NHSN.
- Submit COVID-19 vaccine data for staff and residents into NHSN correctly.
- Join the Alliant Quality NHSN Data group.



# NHSN Reporting Pathways

- CMS Required Pathways
  - Staff and Personnel Impact
  - Resident Impact
  - Supplies & PPE
  - Ventilator Capacity and Supplies
  - COVID-19 Therapeutics
  - COVID-19 Vaccination for HCW and Residents
- Optional Pathways (Strongly Encouraged)
  - Influenza Vaccination
  - POC Testing

Weekly reporting  
(within 7 days)  
**except** POC  
testing required  
within 24 hours of  
result

# Updated Links



4-27-2021 <https://www.cms.gov/files/document/qso-20-38-nh-revised.pdf>

5-6-2021 <https://www.cms.gov/files/document/qso-20-29-nh.pdf>

**5-11-2021** <https://www.cms.gov/files/document/qso-21-19-nh.pdf> (vaccination data requirement in NHSN and Education documentation)

**5-2021 Tracking sheet instructions** <https://www.cdc.gov/nhsn/pdfs/ltc/covidvax/tracking-worksheet-qrg-508.pdf>

6-10-2021 Updated to include Vaccine rate data on CMS website

<https://data.cms.gov/stories/s/COVID-19-Nursing-Home-Data/bkwz-xpvg>

**7-2021 FAQ:** <https://www.cdc.gov/nhsn/hps/weekly-covid-vac/faqs.html>

All CMS Regulatory Updates can be found here: <https://www.cms.gov/About-CMS/Agency-Information/Emergency/EPRO/Current-Emergencies/Current-Emergencies-page>

6-21 State based best practices: <https://www.cms.gov/files/document/covid-toolkit-states-mitigate-covid-19-nursing-homes.pdf>



# Recent Training Slides

- Download the [NHSN Training Slides](#)
- **April 2021 SHOP Talk COVID-19 Vaccine Data Entry to NHSN**
  - [VIDEO Recording](#) | [Slides](#)
- **May 2021 SHOP Talk Vaccine Rate Tracking**
  - [VIDEO Recording](#) | [Slides](#)
- **June 2021 SHOP Talk Vaccine Rate Tracking**
  - [VIDEO Recording](#) | [Slides](#)



# Recent NHSN Enhancements

## Enhancements

Resources on the [NHSN LTCF COVID-19 Module website](#) will be updated as well, where indicated, with revised forms, instructions, FAQs and CSV templates

### Point of Care (POC) Test Reporting Tool:

NHSN Groups will have the ability to see POC data via the POC data entry screen, in addition to the analysis option. More information about this will be provided in the POC Frequently Asked Questions document posted on the Long-term Care COVID-19 Module website

<https://www.cdc.gov/nhsn/ltc/covid19/index.html>

NHSN Users will be alerted in the event that they try to enter a new individual who is duplicate to an existing individual in the NHSN system.

A confirmation message will be provided when deleting a staff/visitor from the NHSN system.

**POC devices will be added to the system.**

# For State Veterans Homes Only

National Healthcare Safety Network (NHSN)

CDC > NHSN Home > Long-term Care Facility Component

[f](#) [t](#) [in](#) 

[NHSN Home](#)

[NHSN Login](#)

[About NHSN](#) +

[Enroll Facility Here](#) +

[CMS Requirements](#) +

[Change NHSN Facility Admin](#)


## State Veterans Homes COVID-19 Tool

The [NHSN Long-term Care Facility Component](#) supports the nation's COVID-19 response through the LTCF COVID-19 Module. Facilities eligible to report data to NHSN's COVID-19 Module include nursing homes/skilled nursing, long-term care for the developmentally disabled, and assisted living. In response to H.R. 7105 - Veterans Healthcare and Benefits Improvement Act of 2020, NHSN created a surveillance tool to enable mandated reporting of resident and staff-level data to NHSN and the Veterans Health Administration (VHA).

As part of CDC's ongoing COVID-19 response, the State Veterans Homes COVID-19 Tool is designed to help long-term care facilities (LTCFs) track and monitor residents and staff who test-positive for COVID-19 (SARS-CoV-2). LTCFs eligible to report data include State Veterans Homes (SVHs) providing nursing home (LTC-SVHSNF) and domiciliary care (LTC-SVHALF).

#### 4. Choose the correct facility type in the drop-down menu.

Facility: Y

Facility type \*:  

Was this facility operational in the year prior to NHSN enrollment (i.e., last year)? \*:  Yes  No

IHS Facility:  Yes  No

Status: A - Active

- LTC-ASSIST - Assisted Living Residence
- LTC-DEVDIS - Longterm Care Facility for the Developmentally Disabled
- LTC-SKILLNURS - Skilled Nursing Facility
- LTC-SVHALF - LTC Assisted Living Facility for State Veteran's Homes
- LTC-SVHSNF - LTC Skilled Nursing Facility for State Veteran's Homes

<https://www.cdc.gov/nhsn/ltc/vha/index.html>

# New Dashboard for Vaccination Coverage

National Healthcare Safety Network (NHSN)

COVID-19 Information

Nursing Home Data Dashboard

Nursing Home Vaccination Data Dashboard

COVID-19 Vaccination Coverage and Reporting among Residents in Nursing Homes, by State and Week - United States



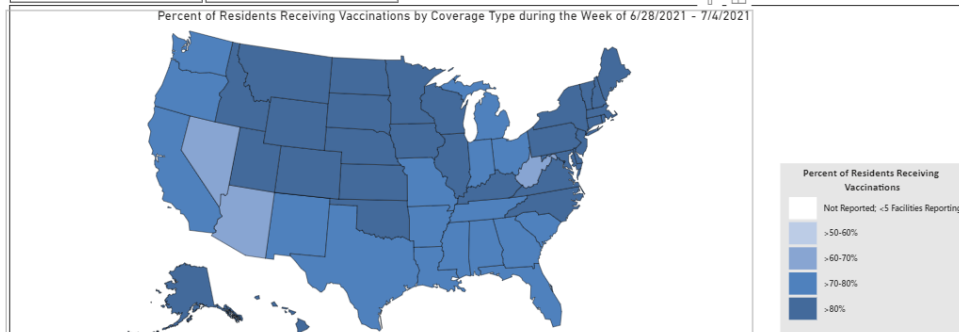
COVID-19 Vaccination Coverage and Reporting among Residents in Nursing Homes, by State and Week—United States

Data as of 7/5/2021 5:30 AM



Select By Coverage  
Complete

Select By Week  
Most Recent Week



All data can be modified from week-to-week by facilities. Exclusions: For best epidemiological understanding, data that appear inconsistent with surveillance protocols are excluded. Vaccination coverage is calculated as the total number of residents vaccinated divided by (the total number of residents minus the number of residents with medical contraindications or exclusions to vaccination) multiplied by 100. Differences in how each facility implements this COVID-19 vaccination data collection, including variation in which staff collect the data, may affect facility reporting patterns. Definitions: Partial vaccination: 1 dose of vaccination series. Complete vaccination: All doses required for vaccination. Data source: Centers for Disease Control and Prevention, National Healthcare Safety Network. For more information: <https://www.cdc.gov/nhsn/ltc/weekly-covid-vac/index.html> Accessibility: [Right click on the graph area to show as table]

[https://www.cdc.gov/nhsn/covid19/ltc-vaccination-dashboard.html#anchor\\_1594393304](https://www.cdc.gov/nhsn/covid19/ltc-vaccination-dashboard.html#anchor_1594393304)

# Vaccination Coverage & Percentage Reporting Data

Category >70-80%			
State	% Vaccinated	Facilities Reporting	Percent of Facilities Reporting
GA	72	276	73%

Category >70-80%			
State	% Vaccinated	Facilities Reporting	Percent of Facilities Reporting
TN	74	225	68%

Category >70-80%			
State	% Vaccinated	Facilities Reporting	Percent of Facilities Reporting
FL	72	483	63%

Category >80%			
State	% Vaccinated	Facilities Reporting	Percent of Facilities Reporting
NC	81	275	59%

Category >70-80%			
State	% Vaccinated	Facilities Reporting	Percent of Facilities Reporting
LA	80	227	75%

Category >80%			
State	% Vaccinated	Facilities Reporting	Percent of Facilities Reporting
KY	82	198	64%

Category >70-80%			
State	% Vaccinated	Facilities Reporting	Percent of Facilities Reporting
AL	78	166	70%

[https://www.cdc.gov/nhsn/covid19/ltc-vaccination-dashboard.html#anchor\\_1594393304](https://www.cdc.gov/nhsn/covid19/ltc-vaccination-dashboard.html#anchor_1594393304)

# COVID-19 Vaccination Coverage and Reporting among Staff in Nursing Homes, by State and Week - United States



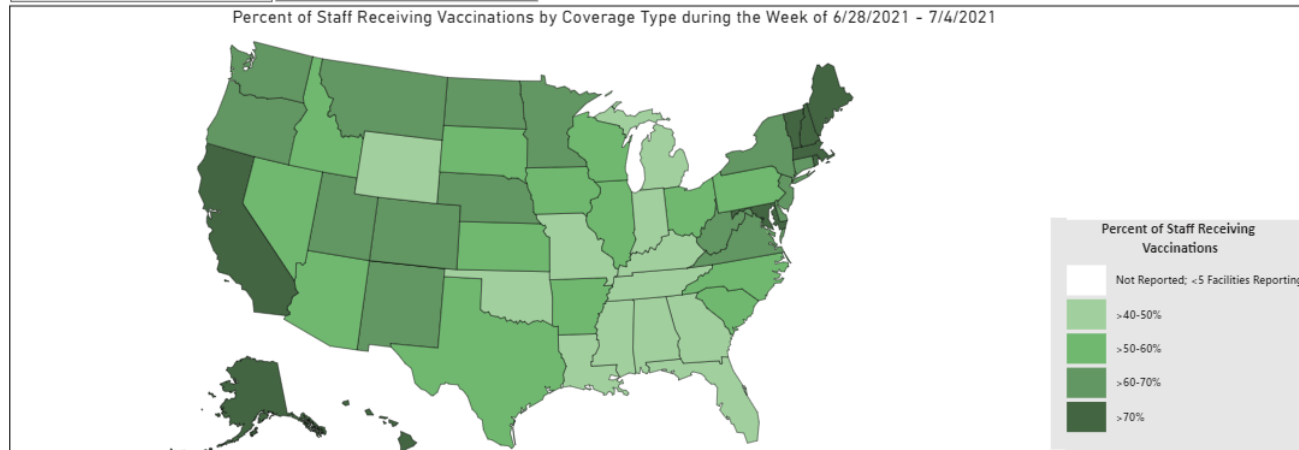
## COVID-19 Vaccination Coverage and Reporting among Staff in Nursing Homes, by State and Week—United States

Data as of 7/5/2021  
5:30 AM



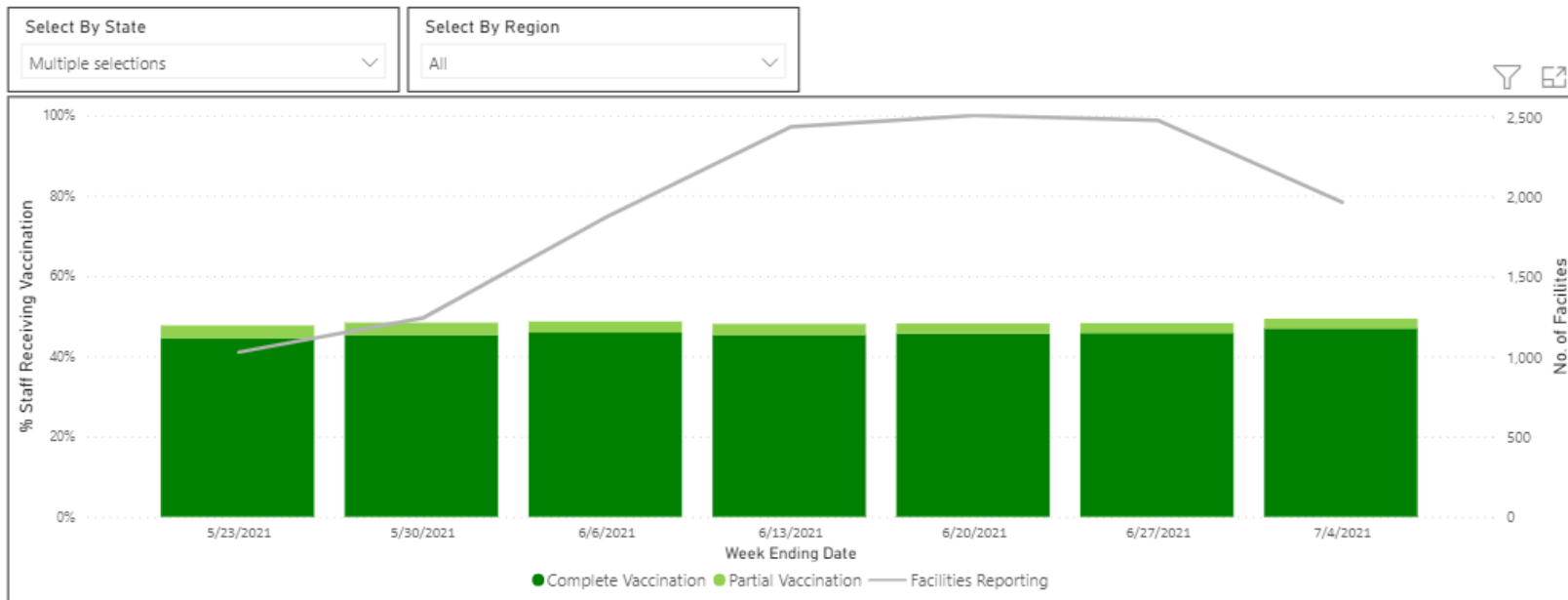
Select By Coverage  
Complete

Select By Week  
Most Recent Week



All data can be modified from week-to-week by facilities. **Exclusions:** For best epidemiological understanding, data that appear inconsistent with surveillance protocols are excluded. Vaccination coverage is calculated as the total number of staff vaccinated divided by (the total number of staff minus the number of staff with medical contraindications or exclusions to vaccination) multiplied by 100. Differences in how each facility implements this COVID-19 vaccination data collection, including variation in which staff collect the data, may affect facility reporting patterns. **Definitions:** **Partial vaccination:** 1 dose of vaccination series. **Complete vaccination:** All doses required for vaccination. **Data source:** Centers for Disease Control and Prevention, National Healthcare Safety Network. **For more information:** <https://www.cdc.gov/nhsn/itc/weekly-covid-vac/index.html> **Accessibility:** [Right click on the graph area to show as table]

# COVID-19 Vaccination Coverage and Reporting among Staff in Nursing Homes, by week—United States



Data are not displayed if less than 5 facilities reported in a state during the time period of interest. All data can be modified from week-to-week by facilities. **Exclusions:** For best epidemiological understanding, data that appear inconsistent with surveillance protocols are excluded. Vaccination coverage is calculated as the total number of residents vaccinated divided by (the total number of residents minus the number of residents with medical contraindications or exclusions to vaccination) multiplied by 100. Differences in how each facility implements this COVID-19 vaccination data collection, including variation in which staff collect the data, may affect facility reporting patterns. **Definitions:** Partial vaccination: 1 dose of vaccination series. Complete vaccination: All doses required for vaccination

**Data source:** Centers for Disease Control and Prevention, National Healthcare Safety Network

**For more information:** <https://www.cdc.gov/nhsn/lc/weekly-covid-vac/index.html>

**Accessibility:** [Right click on the graph area to show as table]

# Prevent Mistakes by Using the NHSN Tracking Sheets

## (Excel can be tricky)

- “Save As” and name the file with the new date each week.
- Use the drop down menu, for the **correct reporting week** .
- **Use the drop down menu for the name of the vaccine.**
- **Don’t** type yes or no for the “vaccination series complete.”

Weekly COVID-19 Vaccination Cumulative Summary for Residents of Long-Term Care Facilities TRACKING WORKSHEET					Vaccination type:	COVID_19	*First day of Reporting Week (Monday):	5/10/2021	Last day of the reporting week (Sunday):	5/16/2021
							Select the Monday of the st		Last day of the reporting we	
*Resident Admit Date	Resident Discharge Date	Resident Last Name (Enter name)	Resident First Name (Enter name)	Unique Patient Identifier	*Vaccinated with Dose 1 (Enter date of vaccination 1)	*Dose 1 Vaccine Manufacturer Name (choose from drop-down)	*Vaccinated with Dose 2 (Enter date of vaccination 2)	*Dose 2 Vaccine Manufacturer Name (choose from drop-down)	Is Vaccination Series Complete? (Please Enter YES/NO for Red Cells)	
6/15/2022		Exum	Zero		1/4/2021	Moderna	2/2/2022	Moderna	NO	



# Prevent Mistakes

- Verify dates: admit, vaccination, discharge, hire date, etc to make sure dates are accurate. Wrong dates will create wrong vaccine rates.
- If you receive an error code when submitting, you need to figure out why. Your data is probably wrong.
- Your vaccine rates should not change much at from week to week, nor should they ever be <10%. *Unless you discharged all your vaccinated residents and admitted only unvaccinated residents.* You are reporting vaccine coverage for your current staff and residents.

<b>Weekly COVID-19 Vaccination Cumulative Summary</b> <b>for Residents of Long-Term Care Facilities</b> <b>TRACKING WORKSHEET</b>	Vaccination type:	COVID_19	
	*First day of Reporting Week (Monday):	5/10/2021	Select the Monday of the s
	Last day of the reporting week (Sunday):	5/16/2021	Last day of the reporting w

*Resident Admit Date	Resident Discharge Date	Resident Last Name (Enter name)	Resident First Name (Enter name)	Unique Patient Identifier	*Vaccinated with Dose 1 (Enter date of vaccination 1)	*Dose 1 Vaccine Manufacturer Name (choose from drop-down)	*Vaccinated with Dose 2 (Enter date of vaccination 2)	*Dose 2 Vaccine Manufacturer Name (choose from drop-down)	Is Vaccination Series Complete? (Please Enter YES/NO for Red Cells)
6/15/2022		Exum	Zero		1/4/2021	Moderna	2/2/2022	Moderna	NO

# When Did You Submit Your Vaccine Data Into NHSN? *Checking Create Dates*

Analysis Report:

<https://www.cdc.gov/nhsn/pdfs/ltc/covidvax/linelist-checkdates-508.pdf>


The screenshot shows the 'Analysis Reports' interface for 'Modify "Line Listing - All COVID-19 Vaccination Cumulative Summary Data - Resident"'. The 'Display Variables' tab is active, showing a list of available variables on the left and selected variables on the right. The selected variables include 'Week of data collection, start date', 'Week of data collection, end date', 'Create Date', and 'Last Modified'. The 'Create Date' variable is highlighted in yellow.

Week of data collection, start date	Week of data collection, end date	Create Date	Last Modified
5/31/2021	6/6/2021	04JUN2021:10:	04JUN21:10:06
6/7/2021	6/13/2021	11JUN2021:13:	11JUN21:13:03
6/14/2021	6/20/2021	18JUN2021:09:	18JUN21:09:34
6/21/2021	6/27/2021	25JUN2021:09:	25JUN21:09:45
6/28/2021	7/4/2021	02JUL2021:08:	02JUL21:08:11
7/5/2021	7/11/2021	09JUL2021:10:	09JUL21:10:52

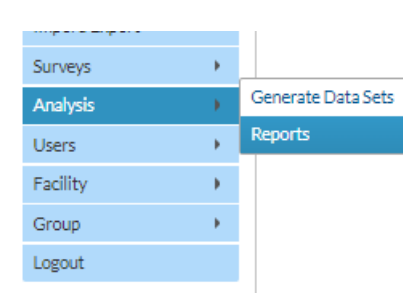
# NHSN Vaccine Reports Staff and Residents

- Analysis Generate Data Sets>Reports>
- COVID-19 Module>COVID-19 Vaccination
- Select a report>Run Report

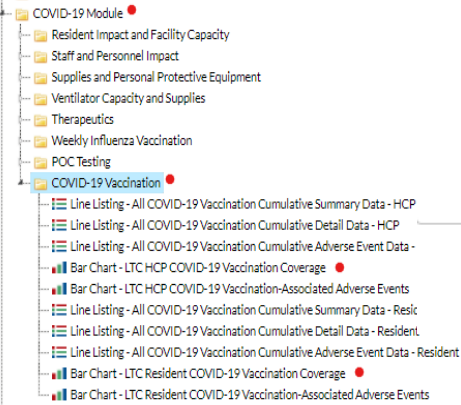
**1**



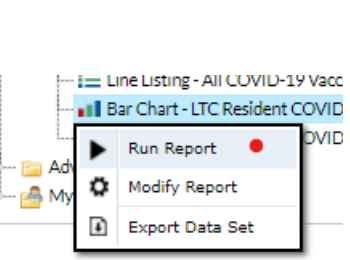
**2**



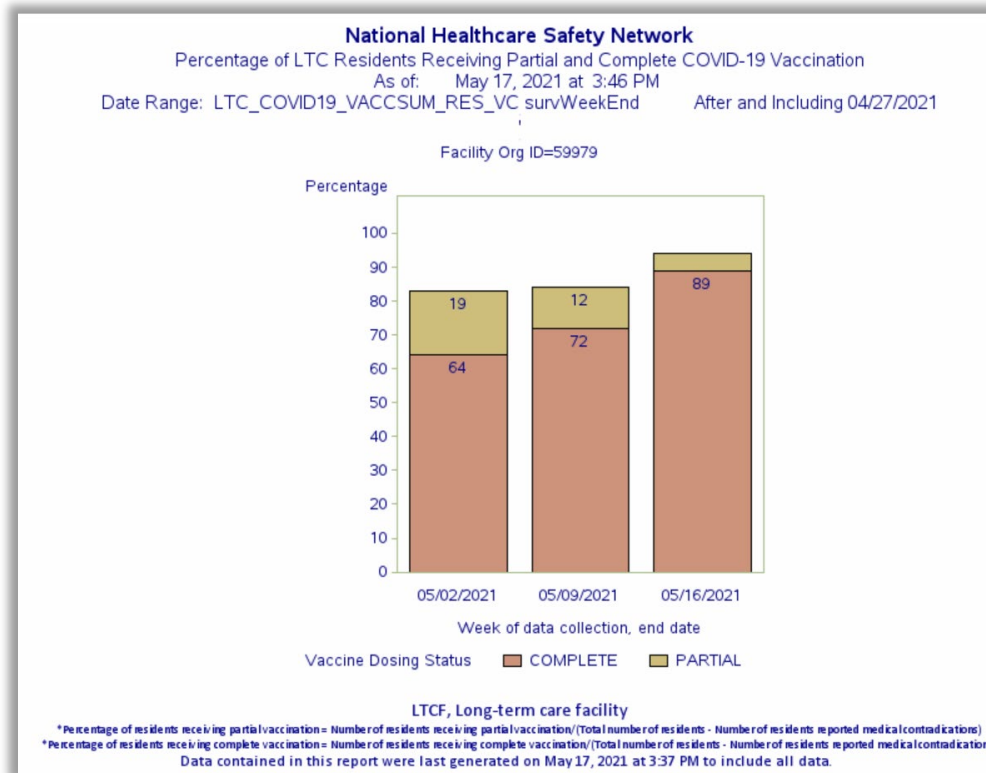
**3**



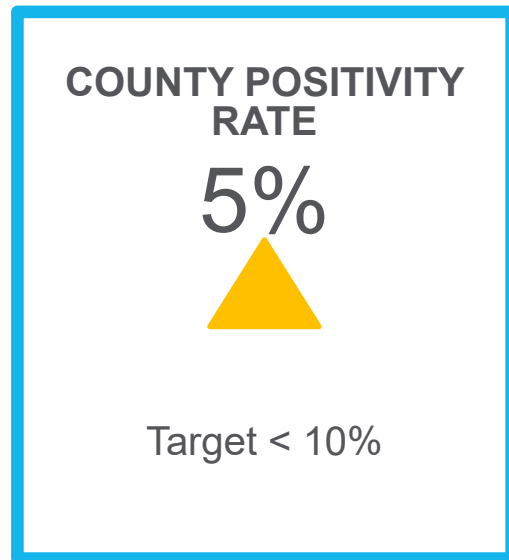
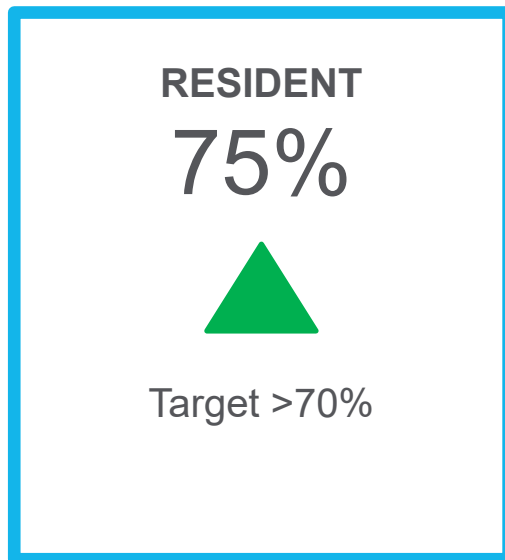
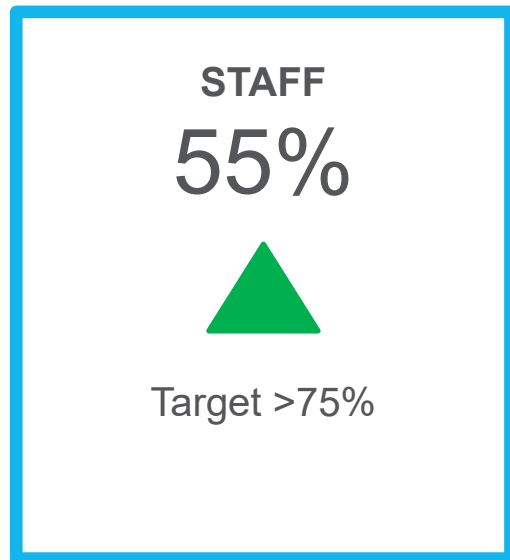
**4**



# NHSN Bar Chart of COVID-19 Vaccinations



# Consider Displaying Your Facility's Vaccination Rates




This will be posted on: <https://data.cms.gov/stories/s/COVID-19-Nursing-Home-Data/bkwz-xpvg>

# Join & Confer Rights to Alliant Quality

Group Name: Alliant Quality-LTC

Group ID: 83378

Joining Password: Alliant20!



NHSN LV1 Home

Alerts

COVID-19

Users

Facility

Group

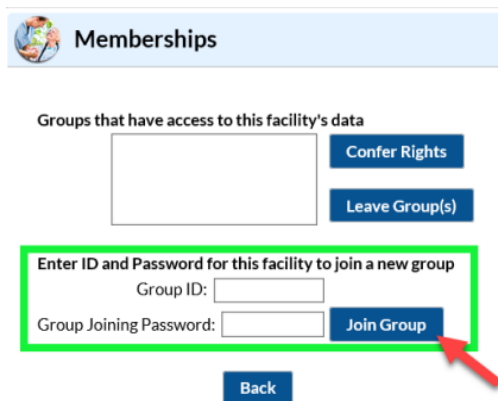
Logout

Confer Rights

Join

Leave

Nominate



Memberships

Groups that have access to this facility's data

Confer Rights

Leave Group(s)

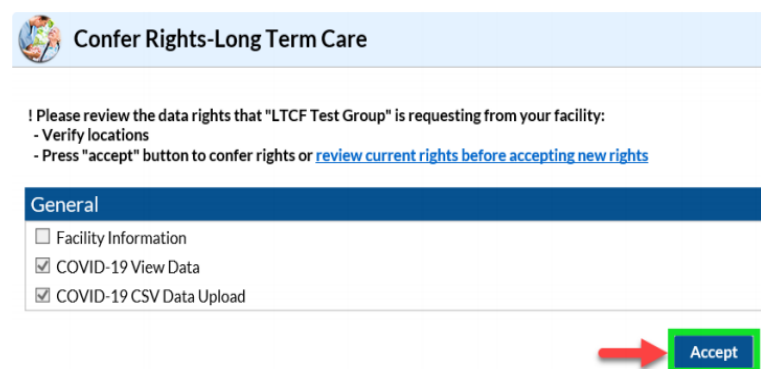
Enter ID and Password for this facility to join a new group

Group ID:

Group Joining Password:

Join Group

Back



Confer Rights-Long Term Care

! Please review the data rights that "LTCF Test Group" is requesting from your facility:  
- Verify locations  
- Press "accept" button to confer rights or [review current rights before accepting new rights](#)

General

Facility Information

COVID-19 View Data

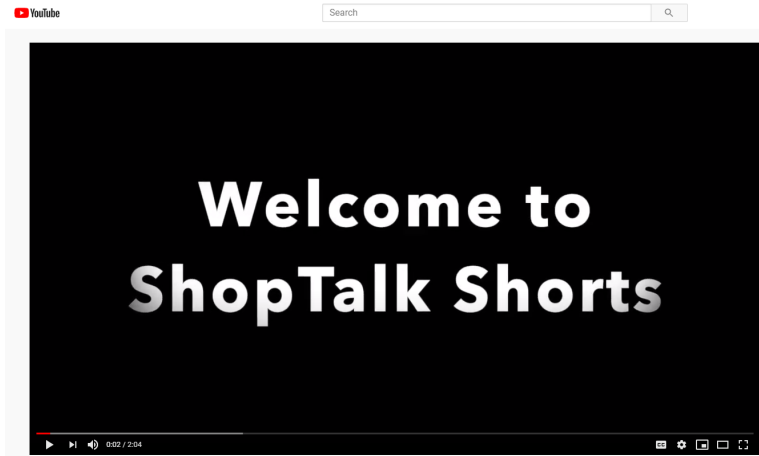
COVID-19 CSV Data Upload

Accept

[https://www.alliantquality.org/wp-content/uploads/2020/12/TO1\\_NHSNGroups\\_12SOW-AHSQIN-QIO-TO1NH-20-391\\_508.pdf](https://www.alliantquality.org/wp-content/uploads/2020/12/TO1_NHSNGroups_12SOW-AHSQIN-QIO-TO1NH-20-391_508.pdf)

<https://www.youtube.com/watch?v=nCmh6oRJhoE&list=PLXWmxni-xNHspWHhLlIrrqLGlzXZPIjIF&index=1>

# Shop Talk Shorts YouTube Channel



## **\*NEW\***

- How do you find out who has access and rights for your facility account?
- I used my grid card at my previous facility. Can I use it to access my new facility?
- My administrator added me as a user to our facility's NHSN account, but I can't login.

<https://www.youtube.com/playlist?list=PLXWmxni-xNHspWHhLIlrqcLGizXZPIjIF>


# New to LTCF Infection Prevention & NHSN?

## Bookmark these pages:

- NHSN Website: <https://www.cdc.gov/nhsn/index.html>
- LTCF COVID-19 Module: <https://www.cdc.gov/nhsn/ltc/covid19/index.html>
- Point of Care Testing Reporting Tool FAQs: <https://www.cdc.gov/nhsn/pdfs/covid19/ltc/ltcf-poc-faq-508.pdf>
- COVID -19: Vaccine Reporting: <https://www.cdc.gov/nhsn/ltc/weekly-covid-vac/index.html>
- Need Access to NHSN? Contact the current NHSN administrator at your facility. If no one has access at your facility [Review These Shop Talk Shorts](#) for FAQs.




# Have You Registered for NHSN Updates?

 **Get Email Updates**

To receive email updates about this page, enter your email address:

[What's this?](#)



<https://www.cdc.gov/nhsn/ltc/covid19/index.html>

# Mark Your Calendar!



## Shop Talk 3<sup>rd</sup> Thursdays at 2pm ET

Registration Links:

August 19<sup>th</sup>: [Link](#)

Visit our website for more info:

[https://www.alliantquality.org/topic/shop-talks/  
Recordings](https://www.alliantquality.org/topic/shop-talks/Recordings)

# Questions?

Please put your questions into the Q & A.



# Thank You for Your Time!

## Contact the Patient Safety Team



**Marilee H. Johnson, MBA, MT (ASCP)**

Technical Advisor, Infection Prevention

[Marilee.Johnson@AlliantHealth.org](mailto:Marilee.Johnson@AlliantHealth.org) | 919.695.8331

**Amy Ward, MS, BSN, RN, CIC**

Infection Prevention Specialist

[Amy.Ward@AlliantHealth.org](mailto:Amy.Ward@AlliantHealth.org) | 678.527.3653



**Melody Brown, MSM**

Aim Manager, Patient Safety

[Melody.Brown@AlliantHealth.org](mailto:Melody.Brown@AlliantHealth.org) | 678.527.3466

# Making Health Care Better Together

ALABAMA • FLORIDA • GEORGIA • KENTUCKY • LOUISIANA • NORTH CAROLINA • TENNESSEE



@AlliantQualityOrg



Alliant Quality



@AlliantQuality



Alliant Quality

This material was prepared by Alliant Quality, the quality improvement group of Alliant Health Solutions (AHS), the Medicare Quality Innovation Network - Quality Improvement Organization for Alabama, Florida, Georgia, Kentucky, Louisiana, North Carolina, and Tennessee, under contract with the Centers for Medicare & Medicaid Services (CMS), an agency of the U.S. Department of Health and Human Services (HHS). Views expressed in this document do not necessarily reflect the official views or policy of CMS or HHS, and any reference to a specific product or entity herein does not constitute endorsement or that product or entity by CMS or HHS. Publication No. 12SOW-AHSQIN-QIO-TO1NH-21-849-07/08/21



**Quality Improvement Organizations**

Sharing Knowledge. Improving Health Care.  
CENTERS FOR MEDICARE & MEDICAID SERVICES

**ALLIANT QUALITY**

The Quality Improvement Services Group of  
ALLIANT HEALTH SOLUTIONS