

Shop Talk: NHSN Updates & Technical Assistance

Welcome!

- All lines are muted, so please ask your questions in Q&A
- For technical issues, chat to the 'Technical Support' Panelist
- Please actively participate in polling questions that will pop up on the lower righthand side of your screen

We will get started shortly!



Quality Improvement Organizations

Sharing Knowledge. Improving Health Care.
CENTERS FOR MEDICARE & MEDICAID SERVICES



The Quality Improvement Services Group of
ALLIANT HEALTH SOLUTIONS

Shop Talk: NHSN Updates & Technical Assistance



April 15, 2021

Presented By:
Amy Ward MS, BSN, RN, CIC
Infection Prevention Specialist

Amy Ward, MS, BSN, RN, CIC

INFECTION PREVENTION SPECIALIST

Amy is a registered nurse with a diverse background in acute care nursing, microbiology, epidemiology and infection control. She is passionate about leading and mentoring new and future infection preventionists in their career paths and assisting them in reducing healthcare associated infections across the continuum of care.

Amy enjoys spending time with family. She loves all the time she can get outdoors camping, bicycling and running.

Contact:

Amy.Ward@AlliantHealth.org



Marilee Johnson, MBA, MT (ASCP)

INFECTION PREVENTION TECHNICAL ADVISOR

Marilee is a health professional with experience in public health epidemiology, infection prevention, and clinical microbiology. Recently, she worked with nursing homes through a national CDC project to reduce *C. difficile* infections. She continues to support nursing homes with reporting infections into the National Healthcare Safety Network and reducing health acquired infections.

Marilee loves gardening, hiking, reading, yoga, and spending time with her family.

marilee.johnson@allianthealth.org



Objectives

- Identify the updated CDC infection prevention guidelines and how they impact your facility
- Interpret and apply the new CMS and CDC visitation guidelines
- Enter COVID-19 Vaccination data weekly to NHSN
- Complete “confer rights” to Alliant Quality
- Review of NHSN:
 - Know where to find resources to add users, add rights, reassign roles in NHSN

Recent Updates

3-2021 – Supplies and PPE Table of Instructions Updates

<https://www.cdc.gov/nhsn/pdfs/covid19/lctf/57.146-toi-508.pdf>

3-10-2021 – Revised CMS Memo QSO-20-39-NH-Revised

<https://www.cms.gov/files/document/qso-20-39-nh-revised.pdf>

3-13-2021 – Post-Vaccine Considerations for Residents

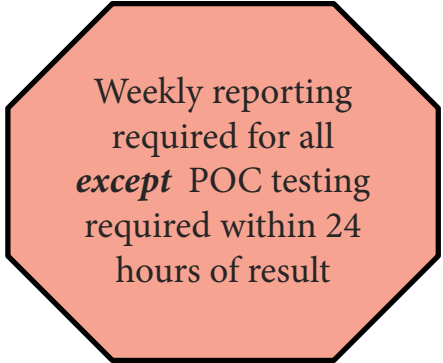
<https://www.cdc.gov/coronavirus/2019-ncov/hcp/post-vaccine-considerations-residents.html>

3-29-2021 - Updated CDC Guidance for Infection Control in Nursing Homes

<https://www.cdc.gov/coronavirus/2019-ncov/hcp/long-term-care.html>

NHSN Reporting Pathways

- CMS Required Pathways
 - Staff and Personnel Impact
 - Resident Impact
 - Supplies& PPE
 - Ventilator Capacity and Supplies
- Optional Pathways (Strongly Encouraged)
 - COVID-19 Vaccination for HCW and Residents
 - Influenza Vaccination
 - POC Testing
 - COVID-19 Therapeutics



Weekly reporting
required for all
except POC testing
required within 24
hours of result

Updated CDC guidelines for infection control

- Several guidelines merged
- Notification to Health Department updated for consistency
- Vaccine resources added
- Visitation and distancing measures updated per March 10th release
- Universal PPE aligned with other IC guidelines
- Resident doors being opened versus closed addressed
- Shelter in place guidance for new COVID-19 positive resident(s)
- Quarantine recommendations for residents and HCP updated

All of this is important, but don't forget the basics!!

<https://www.cdc.gov/coronavirus/2019-ncov/hcp/long-term-care.html>

CMS Revised Visitation Guidelines

Use NHSN to track your vaccine status

Indoor Visitation for all residents **except**:

1. Unvaccinated residents, if the nursing home's COVID-19 county positivity rate is $>10\%$ and **$<70\%$ of residents in the facility are fully vaccinated**;
2. Residents with confirmed COVID-19 infection, whether vaccinated or unvaccinated until they have met the criteria to discontinue Transmission-Based Precautions;
3. Residents in quarantine, whether vaccinated or unvaccinated, until they have met criteria for release from quarantine.

Monitor your county positivity rate *

New integrated CDC COVID tracker updated daily!
<https://covid.cdc.gov/covid-data-tracker/#county-view>

*county positivity rates are posted on the CMS data website [here](#).

Core Principles of Infection Prevention

1. Screening
2. Hand hygiene
3. Mask
4. Personal Protective Equipment (PPE)
5. Physical distancing
6. Cleaning and disinfecting
7. Cohorting
8. Testing
9. Instructional Signage

Let's get back to the basics!

<https://www.cms.gov/files/document/gso-20-39-nh-revised.pdf>

https://www.cdc.gov/coronavirus/2019-ncov/hcp/long-term-care.html?CDC_AA_refVal=https%3A%2F%2Fwww.cdc.gov%2Fcoronavirus%2F2019-ncov%2Fhealthcare-facilities%2Fprevent-spread-in-long-term-care-facilities.html

<https://www.cdc.gov/coronavirus/2019-ncov/hcp/long-term-care.html>

Quarantine Updates

- New admissions / Readmissions
 - Quarantine is no longer recommended for residents who are being admitted to a post-acute care facility if they are fully vaccinated or are recovered from COVID-19 and within 3 months of infection and have **not** had **prolonged close contact with someone with SARS-CoV-2 infection** in the prior 14 days.
- Leave from Facility (medical appointment, family outing, beauty parlor)
 - Quarantine no longer recommended *in most cases* for periods of leave from the facility that are <24 hours and do **not** have close contact with someone with SARS-CoV-2 infection.
- Consider state and local regulations and a risk based approach when developing facility policies

(close contact: *Within 6 feet of an infected person for a cumulative total of 15 minutes or more over a 24-hour period*)

Definition of “Fully Vaccinated”

Fully vaccinated refers to a person who is:

≥2 weeks following receipt of the second dose in a 2-dose series,
or ≥2 weeks following receipt of one dose of a single-dose vaccine

❑ Documentation is important!

Interfacility Transfer form: https://www.alliantquality.org/wp-content/uploads/2021/02/AQ_InterFacility-Transfer-Form_12SOW-AHSQIN-QIO-TO1NH-21-491_508.pdf

* Disclaimer: We have not received guidelines or data regarding longevity of protection conferred from the vaccine... Stay tuned.

New Visitation Guidance

When there is a **new** COVID case (resident or staff)

Step 1: Suspend visitation facility wide

Step 2: Test all residents and staff immediately facility wide

- ✓ If no additional positive tests are found in other units, visitation can resume in the areas with no cases.
- ✓ If ≥ 1 new case (s) are discovered in **other** areas of the facility, suspend visitation facility-wide until the facility meets **criteria** to discontinue outbreak testing*

Step 3: Notify visitors/post signs of potential COVID-19 exposure

Step 4: Continue to follow outbreak testing guidance and suspend visitation if new cases are found.

*Consider monitoring all residents every shift rather than daily to more rapidly detect those with new symptoms

*Outbreak testing is discontinued when testing identifies no new cases of COVID-19 infection among staff or residents for at least 14 days since the most recent positive result. For more information see CMS Memorandum QSO-20-38-NH <https://www.cms.gov/files/document/qso-20-38-nh.pdf>

The Importance of Staff Vaccination Rate

Target **75%** of *all* staff by June 30, 2021

Campaign tool kits:

<https://getvaccinated.us/>

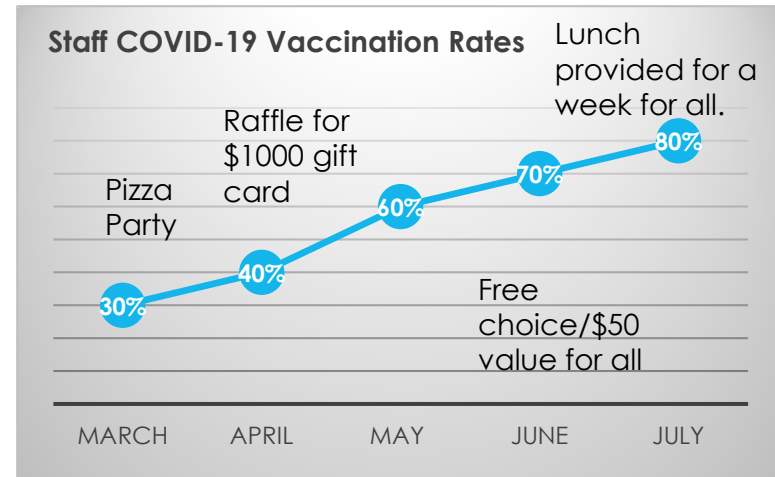
<https://www.cdc.gov/vaccines/covid-19/toolkits/long-term-care/downloads/answering-staff-questions.pdf>

What can you do to increase your facility's vaccination rate?

- Post personal testimonies of staff who chose to get vaccinated
- Raffles/gift cards
- One-to-one counseling
- Track your rates and reward facility milestones.

<https://www.cdc.gov/vaccines/covid-19/toolkits/long-term-care/index.html>

<https://www.ahcancal.org/News-and-Communications/Press-Releases/Pages/Vaccines-Help-Drive-Drastic-Drop-In-COVID-Cases-In-Long-Term-Care-Facilities.aspx>



Consider Displaying Your Facility Rates

Example: Week Ending April 4th

STAFF

80%



Target >75%

RESIDENT

82 %



Target >70%

County Positivity Rate

9%



TARGET <10%

Track Your Vaccines in NHSN

Long-term Care Facility Component

LTCF COVID-19 Module

COVID-19 Module Enrollment

Increasing LTCF SAMS Level Access
to NHSN

MDRO & CDI

UTI

Prevention Process Measures

HCP & Resident Vaccination

HCP & Resident COVID-19
Vaccination

LTCF Data Validation Guidance

Newsletters & Archived
Communications

- NHSN module for weekly vaccine tracking of both resident and staff
- Consistent reporting over time within single facility
- Comparable across facilities
- Allows for targeted improvement efforts
- Easily generate reports to inform visitation plans

Review the NHSN training slides:

<https://www.cdc.gov/nhsn/pdfs/ltc/covidvax/weekly-covid-reporting-508.pdf>

<https://www.cdc.gov/nhsn/ltc/weekly-covid-vac/index.html>

Weekly COVID-19 Vaccine Reporting Tutorial

Tracking and preparing your data

- NHSN Tracking Worksheet - <https://www.cdc.gov/nhsn/ltc/weekly-covid-vac/index.html>

Healthcare Personnel COVID-19 Vaccination Cumulative Summary for Long-Term Care Facilities TRACKING WORKSHEET	*Facility ID#:	59979
	Vaccination type:	COVID_19
	*First day of Reporting Week (Monday):	3/29/2021
	Last day of the reporting week (Sunday):	4/4/2021

Enter your Facility ID Here

Select the Monday of the start of the week you are reporting

Last day of the reporting week automatically populated

*HCP Start of Employment Date (Enter Date)	HCP End of Employment Date (Enter Date)	HCP Last Name (Enter name)	HCP First Name (Enter name)	Unique HCP Identifier (Enter DOB, License #, etc.)	*Vaccinated with Dose 1 (Enter date of vaccination 1)	*Dose 1 Vaccine Name (choose from drop-down)	*Vaccinated with Dose 2 (Enter date of vaccination 2)	*Dose 2 Vaccine Name (choose from drop-down)	*Adverse Event Noted This Week? (Enter date of event)	*Contra-Indication Noted (Enter date of Contra-Indication)	Declined COVID Vaccine (Enter date of Declination)	Vaccinated at Another Location? Select:	History of laboratory positive COVID-19? Select Yes or Leave	Employee or Non-Employee?
1/1/1921	2/1/2021	Thehands	Washup	1234	1/15/2021	Moderna	2/15/2021	Moderna				NO		
1/22/1956	2/28/2021	Mask	Wearyour	4321	1/15/2021	Moderna	2/15/2021	Moderna				NO		
6/28/1985		Distance	Physical	1342	1/15/2021	Moderna	2/15/2021	Moderna				NO		
6/30/1999		Surfaces	Disinfect	2341	2/15/2021	Moderna	3/15/2021	Moderna				NO		
2/15/2012		PPEproper	Wearthe	2231	2/15/2021	Moderna	3/15/2021	Moderna				NO		
9/16/2015		NHSNusers	Add	2241	2/15/2021	Moderna	3/15/2021	Moderna				NO		
8/25/2020	9/15/2020	Vaccinatedata	Report	2351							1/15/2021	NO		
9/25/2020		Vaccination	Encourage	1523							1/15/2021	NO		

Tracking worksheet auto-fills totals for reporting

Healthcare Personnel COVID-19 Vaccination Cumulative Summary for Long-Term Care Facilities TRACKING WORKSHEET	
Facility ID#:	59979
Vaccination type: COVID-19	COVID_19
Week of data collection first day (Monday):	3/29/2021
Week of data collection last day (Sunday):	4/4/2021
Date Last Modified:	

Cumulative Vaccination Coverage		Healthcare Personnel (HCP) Categories (Optional)					
	* All HCP (Total)	Ancillary Services	Nurse	Aid, Assistant, or Technician	Therapist	Physician or Licensed Independent Practitioner	Other HCP
1. *Number of HCPs working in this facility for at least 1 day during the week of data collection	5	0	0	0	0	0	0
2. *Cumulative number of HCPs in Question #1 who have received COVID-19 vaccine(s) at this facility or elsewhere:							
2.1. Only dose 1 of Pfizer-BioNTech COVID-19 vaccine	0	0	0	0	0	0	0
2.2. Dose 1 and dose 2 of Pfizer-BioNTech COVID-19 vaccine	0	0	0	0	0	0	0
2.3. Only dose 1 of Moderna COVID-19 vaccine	0	0	0	0	0	0	0
2.4. Dose 1 and dose 2 of Moderna COVID-19 vaccine	4	0	0	0	0	0	0
3. Cumulative number of HCPs in Question #1 with other conditions:							
3.1 *Medical contraindication to COVID-19 vaccine	0	0	0	0	0	0	0
3.2. Offered but declined COVID-19 vaccine	1	0	0	0	0	0	0
3.3. Unknown COVID-19 vaccination status	0	0	0	0	0	0	0
3.4. History of laboratory-confirmed SARS-CoV-2	#VALUE!	0	0	0	0	0	0

COVID-19 Vaccine(s) Supply	
4.1. If your facility has enrolled as a COVID-19 vaccine provider, has your facility received any COVID-19 vaccine(s) by the end of the week of data collection? [Yes, No, Other]	
Please briefly describe your answer.	
4.2 If your facility has enrolled as a COVID-19 vaccine provider, was your COVID-19 vaccine supply sufficient to vaccinate your facility's residents by the end of the week data collection? [Yes, No, Other]	
Please briefly describe your answer.	

Adverse Events following COVID-19 Vaccine(s)			
5. * Number of residents with clinically significant COVID-19 vaccine adverse events identified this week	*All HCP (Total)	Employee	Non_Employee
5.1. Pfizer-BioNTech COVID-19 vaccine	0	0	0
5.2. Moderna COVID-19 vaccine	0	0	0

- Worksheets available for both Healthcare workers and Residents
- Eases burden of reporting

Hot Tip:
Save each week with the “week of data collection” in file name

Submit Data Weekly to NHSN

1

Summary Data ▶
COVID-19 ● ▶
Vaccination Summary
Import/Export
Surveys ▶
Analysis ▶
Users ▶
Facility ▶
Group ▶

COMPLETE THESE ITEMS

Dashboard
Daily Entry
POC Test Result Reporting
COVID-19 Vaccination - HCW
COVID-19 Vaccination - Residents
Missing Summary Data

2

Flu Vaccine Residents | Flu Vaccine HCW | COVID-19 Vaccine HCW | COVID-19 Vaccine Residents

Healthcare Personnel COVID-19 Cumulative Vaccination Summary for Long-Term Care Facilities

Facility ID: 59979 | Vaccination type: COVID19
Week of Data Collection: 03/08/2021 - 03/14/2021 | Date Last Modified: 03/12/2021

Cumulative Vaccination Coverage

1. *Number of HCP that were eligible to have worked at this healthcare facility for at least 1 day during the week of data collection	200	All HCP (Total)
2. Cumulative number of HCP in Question #1 who have received COVID-19 vaccine(s) at this facility or elsewhere: Add vaccine: [dropdown] 2.3 *Only dose 1 of Moderna COVID-19 vaccine: 20 2.4 *Dose 1 and dose 2 of Moderna COVID-19 vaccine: 80 Any completed COVID-19 vaccine series: 80		All HCP (Total)
3. Cumulative number of HCP in Question #1 with other conditions: 3.1 *Medical contraindication to COVID-19 vaccine: 0		All HCP (Total)

3

4. For the current reporting week, please describe the availability of COVID-19 vaccine(s) for your facility's HCP:

4.1. * Is your facility enrolled as a COVID-19 vaccination provider? Y - Yes ▼

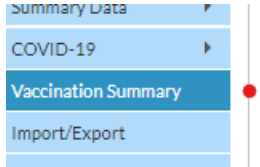
4.2. * Did your facility have a sufficient supply of COVID-19 vaccine(s) to offer all HCP the opportunity to receive COVID-19 vaccine?

Data Integrity is so Important – Please be sure to read the table of instructions!!!

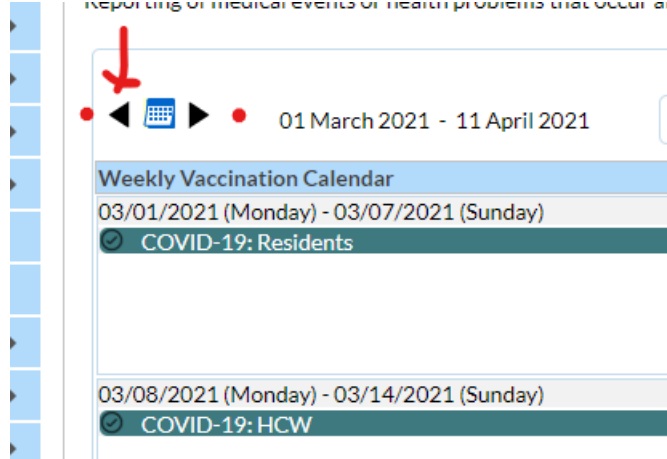
- HCW - <https://www.cdc.gov/nhsn/forms/instr/57.219-toi-508.pdf>
- Resident - <https://www.cdc.gov/nhsn/forms/instr/57.219-toi-508.pdf>

What if I put the wrong numbers in last week?

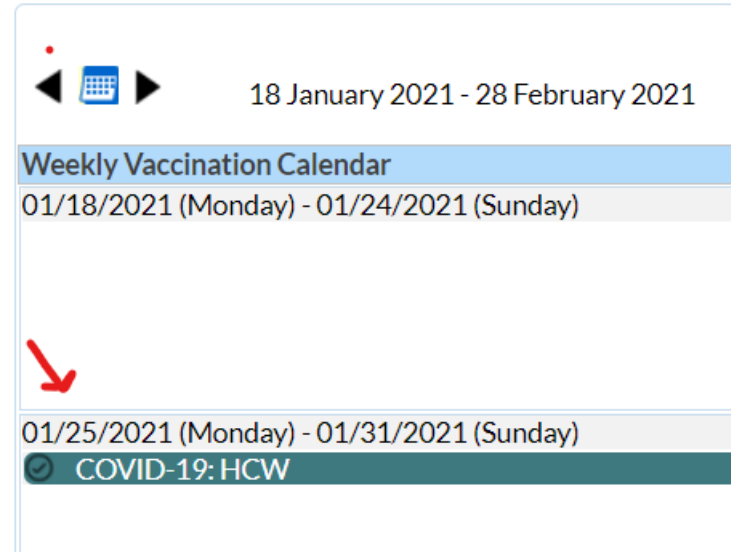
1



2



3



Vaccination Summary

- Navigate to the entry you wish to change
- Click on the data tab

What if I put the wrong numbers in last week?

Click in the box to edit your numbers.
And don't forget to SAVE!

The screenshot shows the 'Edit Vaccine Data' form. A red arrow points to the 'COVID-19 Vaccine: HCW' tab. Another red arrow points to the 'All HCP (Total)' input field, which contains the number '80'. A third red arrow points to the 'Save' button at the bottom right. The form includes fields for Facility ID (59979), Vaccination type (COVID19), Week of Data Collection (01/25/2021 - 01/31/2021), and Date Last Modified (03/08/2021). Below these is a table for 'Cumulative Vaccination Coverage' with columns for 'All HCP (Total)', 'Ancillary services employees', 'Nurse employees', and 'Aide, assistant, and technician employees'. The first row of the table has a text description: '1. * Number of HCP that were eligible to have worked at this healthcare facility for at least 1 day'.

	*All HCP (Total)	Ancillary services employees ^a	Nurse employees ^b	Aide, assistant, and technician employees ^c
1. * Number of HCP that were eligible to have worked at this healthcare facility for at least 1 day	80			

"Date Last Modified" will be automatically updated when edits are made.

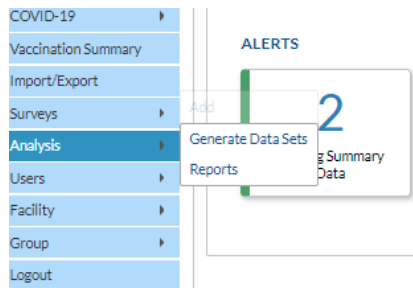
Save

Cancel

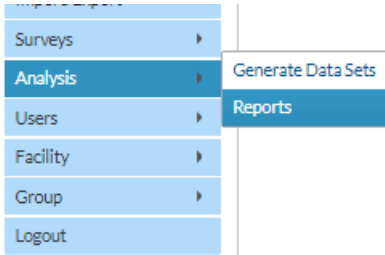
NHSN Vaccine Reports Staff and Residents

Analysis Generate Data Sets>Reports>
COVID-19 Module>COVID-19 Vaccination
Select a report>Run Report

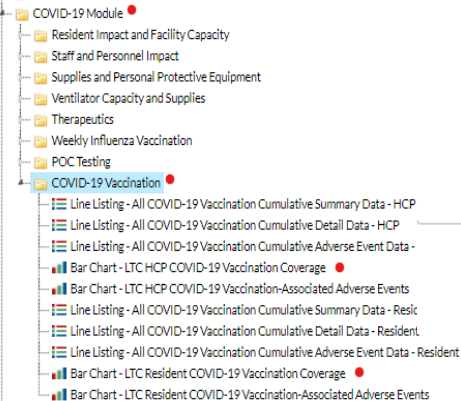
1



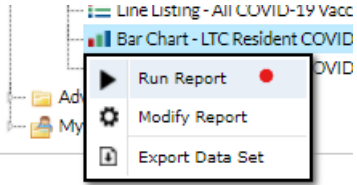
2



3



4



COVID-19
Vaccination Summary
Import/Export
Surveys
Analysis
Users
Facility
Group
Logout

ALERTS

Add

Generate Data Sets

Reports

Summary Data

Surveys

Analysis

Users

Facility

Group

Logout

Generate Data Sets

Reports

COVID-19 Module

Resident Impact and Facility Capacity

Staff and Personnel Impact

Supplies and Personal Protective Equipment

Ventilator Capacity and Supplies

Therapeutics

Weekly Influenza Vaccination

POC Testing

COVID-19 Vaccination

Line Listing - All COVID-19 Vaccination Cumulative Summary Data - HCP

Line Listing - All COVID-19 Vaccination Cumulative Detail Data - HCP

Line Listing - All COVID-19 Vaccination Cumulative Adverse Event Data - HCP

Bar Chart - LTC HCP COVID-19 Vaccination Coverage

Bar Chart - LTC HCP COVID-19 Vaccination-Associated Adverse Events

Line Listing - All COVID-19 Vaccination Cumulative Summary Data - Resident

Line Listing - All COVID-19 Vaccination Cumulative Detail Data - Resident

Line Listing - All COVID-19 Vaccination Cumulative Adverse Event Data - Resident

Bar Chart - LTC Resident COVID-19 Vaccination Coverage

Bar Chart - LTC Resident COVID-19 Vaccination-Associated Adverse Events

Run Report

Modify Report

Export Data Set

Line Listing – All Vaccination Summary Data

National Healthcare Safety Network

Line Listing - All COVID-19 Vaccination Cumulative Summary Data - HCP

As of: March 30, 2021 at 4:21 PM

Date Range: All LTC_COVID19_VACC_SUM_STAFF

Facility Org ID=59979

Facility Org ID	Type of Vaccination	Week of data collection, start date	Week of data collection, end date	Number of HCP Eligible to Work - All HCP (Total)	Cumulative number of Eligible HCP who completed COVID-19 vaccine(s) dose at this facility or elsewhere	Cumulative number of Eligible HCP who have started but not completed COVID-19 vaccine(s) at this facility or elsewhere	Medical contraindication - All HCP (Total)	Offered but declined - All HCP (Total)	Unknown vaccination status - All HCP (Total)	History of confirmed infection - All HCP (Total)
59979	COVID19	01/11/2021	01/17/2021	127	0	48	0	79	0	47
59979	COVID19	01/25/2021	01/31/2021	80	27	9	2	11	.	31
59979	COVID19	02/08/2021	02/14/2021	207	98	13	0	98	0	.
59979	COVID19	02/15/2021	02/21/2021	100	100	0	0	.	.	.
59979	COVID19	03/08/2021	03/14/2021	200	80	20	0	.	.	.
59979	COVID19	03/22/2021	03/28/2021	5	4	0	0	1	.	.
59979	COVID19	03/29/2021	04/04/2021	5	4	0	0	1	.	.

History of confirmed infection - All HCP (Total)	Is your facility enrolled as a COVID-19 vaccination provider?	Had sufficient supply of COVID-19 vaccine(s) to offer all healthcare personnel the opportunity to receive COVID-19 vaccine(s) from your facility in the current reporting week?	Had other arrangements sufficient to offer all healthcare personnel the opportunity to receive COVID-19 vaccine(s) in the current reporting week?	Describe any other COVID-19 vaccination supply-related issue(s) at your facility	Percentage of persons who have received a completed vaccination course against SARS-CoV-2	Percentage of persons who have received a partial vaccination against SARS-CoV2 (NOTE: this measure would exclude vaccines that require only a single dose)	Percentage of persons who have received a completed vaccination course against SARS-CoV-2, excluding declinations from eligible HCPs
47					0.000	37.795	0.000
31					34.815	11.538	40.299
.					47.343	6.280	88.288
.					100.000	0.000	.
. Y	Y				40.000	10.000	.
. N			N		80.000	0.000	100.000
. N			N		80.000	0.000	100.000

Bar Chart to Show Staff or Resident Rates

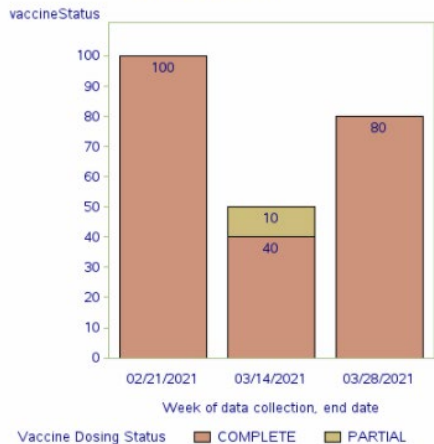
National Healthcare Safety Network

Percentage of LTC HCP Receiving Partial and Complete COVID-19 Vaccination

As of: March 30, 2021 at 4:34 PM

Date Range: All LTC_COVID19_VACCSUM_STAFF_VC

Facility Org ID=59979



HCP, Healthcare Personnel

*Percentage of HCP receiving partial vaccination = Number of HCP receiving partial vaccination / (Total number of HCP - Number of HCP reported medical contraindications)

*Percentage of HCP receiving complete vaccination = Number of HCP receiving complete vaccination / (Total number of HCP - Number of HCP reported medical contraindications)

Data contained in this report were last generated on March 30, 2021 at 4:33 PM to include all data.

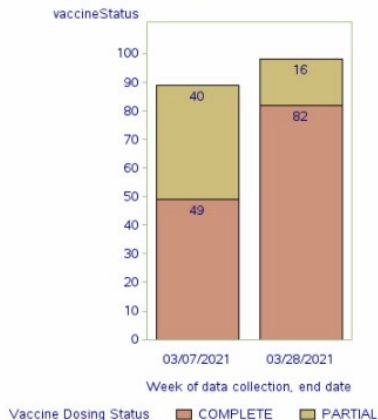
National Healthcare Safety Network

Percentage of LTC Residents Receiving Partial and Complete COVID-19 Vaccination

As of: March 30, 2021 at 4:34 PM

Date Range: All LTC_COVID19_VACCSUM_RES_VC

Facility Org ID=59979



LTCF, Long-term care facility

*Percentage of residents receiving partial vaccination = Number of residents receiving partial vaccination / (Total number of residents - Number of residents reported medical contraindications)

*Percentage of residents receiving complete vaccination = Number of residents receiving complete vaccination / (Total number of residents - Number of residents reported medical contraindications)

Data contained in this report were last generated on March 30, 2021 at 4:33 PM to include all data.

COVID-19 Vaccination summary

❑ Target Goal for Nursing Homes

- >70 % of residents
- >75% of staff

❑ Continue to work with your pharmacy to complete vaccinations for **all** staff, residents & new admissions.

❑ Track your vaccinations and vaccine rates in NHSN for visitation confirmation

<https://www.cdc.gov/nhsn/ltc/weekly-covid-vac/index.html>
<https://covid.cdc.gov/covid-data-tracker/#vaccinations>
<https://www.cdc.gov/coronavirus/2019-ncov/vaccines/index.html>
<https://www.cdc.gov/nhsn/pdfs/ltc/covidvax/weekly-covid-reporting-508.pdf>
https://www.cdc.gov/mmwr/volumes/70/wr/mm7005e2.htm?s_cid=mm7005e2_x

NHSN Vaccine Module Resources

<https://www.cdc.gov/nhsn/ltc/weekly-covid-vac/index.html>

- Bookmark this page!!
 - Table of Instructions
 - NHSN Training Slides
 - Data Tracking worksheets
 - Instructions for reports

Weekly HCP & Resident COVID-19 Vaccination

Weekly COVID-19 Vaccination Data Reporting

Long-term care facilities can track weekly COVID-19 vaccination data for residents and healthcare personnel (HCP) through NHSN.

Training

- [Reporting Weekly COVID-19 Vaccination Data - December 2020](#) [PDF - 1 MB]
Training slides covering weekly COVID-19 vaccination data reporting for residents and healthcare personnel.

Data Collection Forms and Instructions

All Data Collection Forms are Print-only

- [Weekly COVID-19 Vaccination Summary Form for Residents at LTCFs \(57,218\) - March 2021](#) [PDF - 100 KB]
 - [Table of Instructions](#) [PDF - 200 KB]
- [Weekly COVID-19 Vaccination Summary Form for Healthcare Personnel at LTCFs \(57,219\) - March 2021](#) [PDF - 150 KB]
 - [Table of Instructions](#) [PDF - 200 KB]

Supporting Materials

- [Uploading Group COVID-19 .CSV Data Files - March 2021](#) [PDF - 1 MB]
- [.CSV File Template for Resident COVID-19 Vaccination Data - March 2021](#) [CSV - 2 KB]
- [.CSV File Template for Healthcare Personnel COVID-19 Vaccination Data - March 2021](#) [CSV - 2 KB]
- [Weekly COVID-19 Vaccination Data Reporting Guidance - December 2020](#) [PDF - 200 KB]
- [Data Tracking Worksheet for COVID-19 Vaccination among Residents - December 2020](#) [XLS - 600 KB]
- [Data Tracking Worksheet for COVID-19 Vaccination among Healthcare Personnel - December 2020](#) [XLS - 600 KB]
- [Line Lists of COVID-19 Vaccination Data - February 2021](#) [PDF - 600 KB]
- [Bar Charts of COVID-19 Vaccination Data - February 2021](#) [PDF - 800 KB]

Influenza Vaccination Module

Add Vaccine Data

Flu Vaccine: Residents

Flu Vaccine: HCW

COVID-19 Vaccine: HCW

COVID-19 Vaccine: Residents

Influenza Vaccination Coverage of Long-Term Care Facility Residents

Facility ID #: 59979 Vaccination type *: Influenza
Influenza subtype *: SEASONAL - Seasonal Influenza Season *:
Week of Data Collection: 04/05/2021 - 04/11/2021 Date Last Modified:

Vaccination Coverage	
<input type="text"/>	1. Number of residents staying in this facility for at least 1 day during the week of data collection
<input type="text"/>	2. Number of residents in row #1 who received influenza vaccination (either at the facility or outside of the facility) since vaccine became available this season
<input type="text"/>	3. Number of residents in row #1 with a medical contraindication to influenza vaccination
<input type="text"/>	4. Number of residents in row #1 offered but declined influenza vaccination
<input type="text"/>	5. Number of residents in row #1 not offered influenza vaccination by the facility
<input type="text"/>	6. Number of residents in row #1 with an unknown influenza vaccination status or did not meet criteria for other categories for questions 2-5 above

Vaccine Availability

Y - Yes 7. Has your facility received its supply of influenza vaccine for the current influenza season?
 8. Is your facility currently experiencing a shortage of influenza vaccine for the current influenza season?

Custom Fields

Comments:

Save

Cancel

Remember to report influenza vaccination for residents and HCW!
<https://www.cdc.gov/nhsn/ltc/vaccination/index.html>

NHSN Review

**Your Facility Can Have Up To 30 People
(active users)**

“How many backup users have you added?”

Action Items & Alerts

NHSN - National Healthcare Safety Network

NHSN Home

- Alerts
- Dashboard
- Reporting Plan
- Resident
- Event
- Summary Data
- COVID-19
- Vaccination Summary
- Import/Export
- Surveys
- Analysis
- Users
- Facility
- Group
- Logout



NHSN Long Term Care Facility Component Home Page

Long Term Care Dashboard

Action Items

COMPLETE THESE ITEMS

Survey Required
2020

Confer Rights
Not Accepted

ALERTS

3
COVID-19 Data Alerts

1
Missing Summary Data

Resident Impact and Facility Capacity

Date Created: 10/25/2020 10:21PM

Counts should be reported on the correct calendar day and include only the new counts for the calendar day (specifically, since counts were last collected). count is zero, a "0" must entered as the response. A blank response is equivalent to missing data. **NON**-count questions should be answered one calendar day during the reporting week.

Facility Capacity

92	ALL BEDS (enter on first survey only, unless the total bed count has changed)
68	*CURRENT CENSUS: Total number of beds that are occupied on the reporting calendar day

Resident Impact for COVID-19 (SARS-CoV-2)

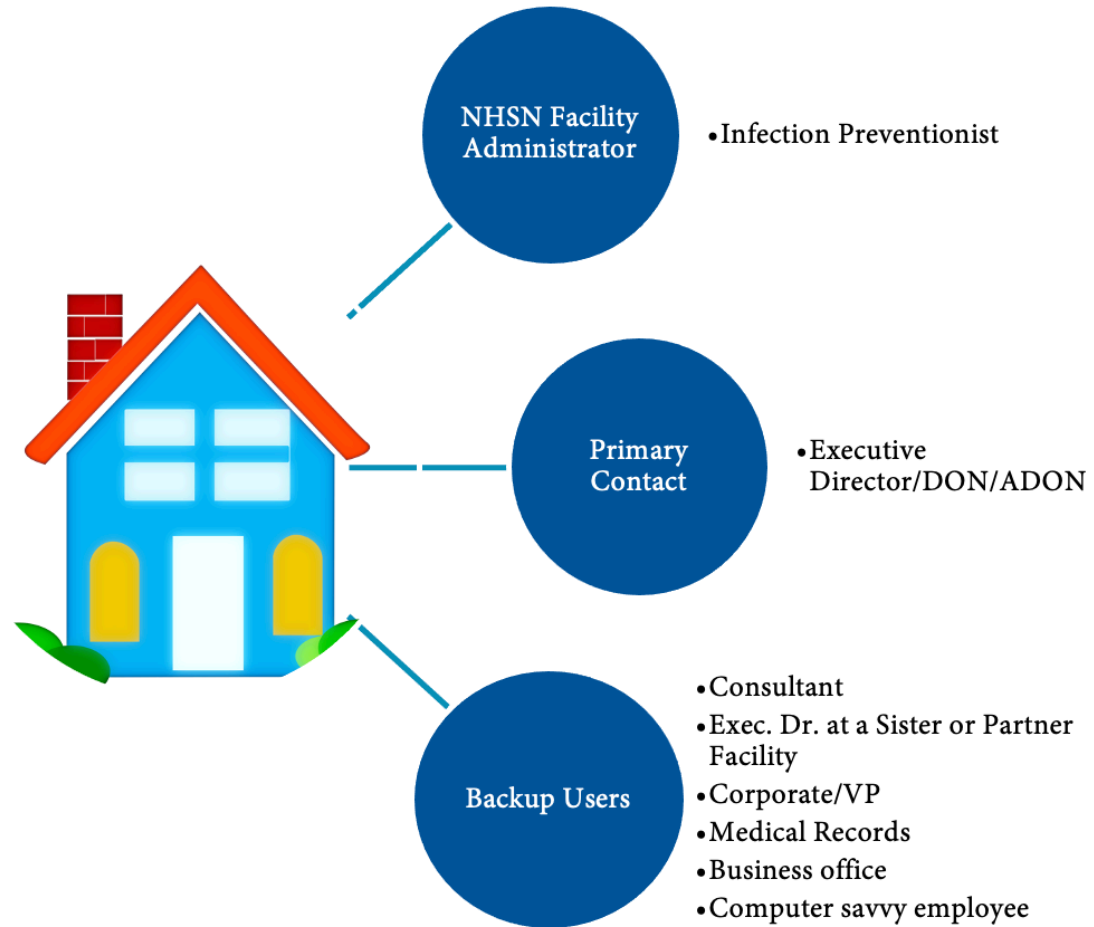
0	ADMISSIONS: Number of residents admitted or readmitted from another facility who were previously diagnosed with COVID-19 and continue to require transmission-based precautions. <u>Excludes</u> recovered residents.
GA Alert	POSITIVE TESTS (previously called "Confirmed"): Number of residents newly positive for COVID-19 based on a viral test result.
*TEST TYPE: Based on the number of reported Positive Tests, indicate how many were tested using each of the following:	

	COVID-19 Data Form Type		Variable	QA Flag Description	Confirmed
/25/2020	RIFC	GA Alert	Resident - CONFIRMED	Repeat of any high value >10 between 2 consecutive days	N
/13/2020	Staff	GA Alert	Staff - CONFIRMED	Multiple repeats of the same value for consecutive days	N
/10/2020	Staff	GA Alert	Staff - CONFIRMED	Multiple repeats of the same value for consecutive days	N

Page 1 of 1 50

View 1 - 3 of 3

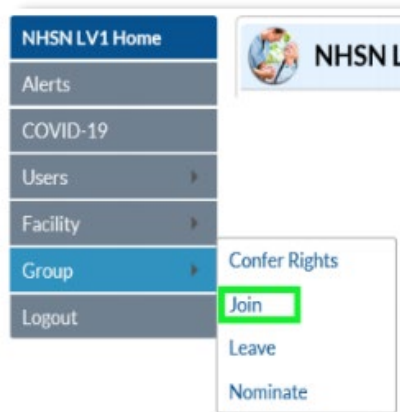
Best practice for who should have access to your facility account in NHSN



Join & Confer Rights to Alliant Quality

Group Name: Alliant Quality-LTC

Group ID: 83378 Joining Password: Alliant20!



NHSN LV1 Home

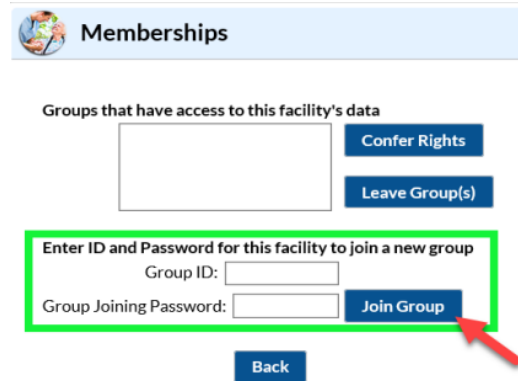
- Alerts
- COVID-19
- Users
- Facility
- Group
- Logout

Confer Rights

Join

Leave

Nominate



Memberships

Groups that have access to this facility's data

Confer Rights

Leave Group(s)

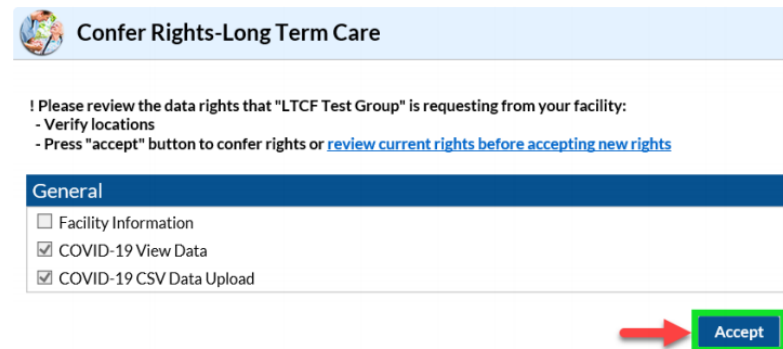
Enter ID and Password for this facility to join a new group

Group ID:

Group Joining Password:

Join Group

Back



Confer Rights-Long Term Care

! Please review the data rights that "LTCF Test Group" is requesting from your facility:

- Verify locations
- Press "accept" button to confer rights or [review current rights before accepting new rights](#)

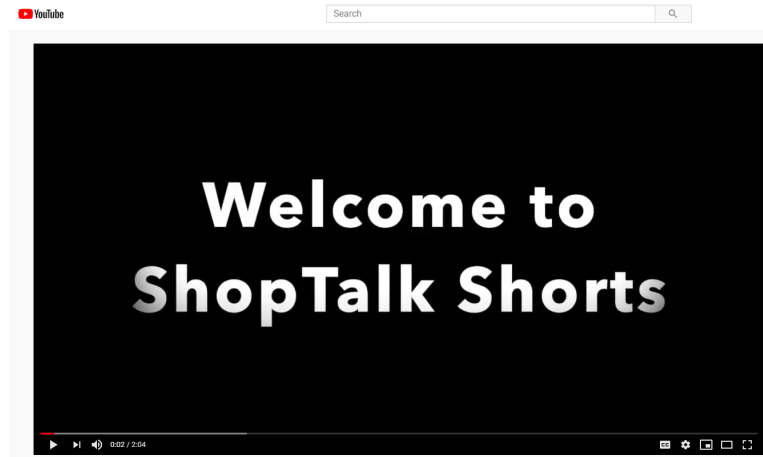
General

- ☐ Facility Information
- ☒ COVID-19 View Data
- ☒ COVID-19 CSV Data Upload

Accept

https://www.alliantquality.org/wp-content/uploads/2020/12/TO1_NHSNGroups_12SOW-AHSQIN-QIO-TO1NH-20-391_508.pdf

Shop Talk Shorts YouTube Channel



NEW

- How do you find out who has access and rights for your facility account?
- I used my grid card at my previous facility. Can I use it to access my new facility?
- My administrator added me as a user to our facility's NHSN account, but I can't login.

<https://www.youtube.com/playlist?list=PLXWmxni-xNHspWHhLLIrqcLGlzXZPljlF>

Mark Your Calendar!



Shop Talk 3rd Thursdays at 2pm ET

Registration Links:

May 20th 2021: <https://bit.ly/2KD7zy8>

June 17th 2021: <https://bit.ly/39s2iCz>

Visit our website for More info:

<https://www.alliantquality.org/topic/shop-talks/>

Questions?

- Please put your questions into the Q & A.



Thank You for Your Time!

Contact the Patient Safety Team



Marilee H. Johnson, MBA, MT (ASCP)

Technical Advisor, Infection Prevention

Marilee.Johnson@AlliantHealth.org | 919.695.8331



Amy Ward, MS, BSN, RN, CIC

Infection Prevention Specialist

Amy.Ward@AlliantHealth.org | 678.527.3653



Melody Brown, MSM

Aim Manager, Patient Safety

Melody.Brown@AlliantHealth.org | 678.527.3466

Making Health Care Better *Together*

ALABAMA • FLORIDA • GEORGIA • KENTUCKY • LOUISIANA • NORTH CAROLINA • TENNESSEE



@AlliantQualityOrg



Alliant Quality



@AlliantQuality



Alliant Quality

This material was prepared by Alliant Quality, the quality improvement group of Alliant Health Solutions (AHS), the Medicare Quality Innovation Network - Quality Improvement Organization for Alabama, Florida, Georgia, Kentucky, Louisiana, North Carolina, and Tennessee, under contract with the Centers for Medicare & Medicaid Services (CMS), an agency of the U.S. Department of Health and Human Services. The contents presented do not necessarily reflect CMS policy. Publication No. 12SOW-AHSQIN-QIO-TO1NH-21-579



**Quality Improvement
Organizations**

Sharing Knowledge. Improving Health Care.
CENTERS FOR MEDICARE & MEDICAID SERVICES

 **ALLIANT
QUALITY**

The Quality Improvement Services Group of
ALLIANT HEALTH SOLUTIONS